

**INDIAN INSTITUTE OF SCIENCE EDUCATION & RESEARCH (IISER) TIRUPATI**

(An Autonomous Institution of the Ministry of HRD, Govt. of India)

Transit Campus at Sree Rama Engineering College Building,

Karakambadi Road, Mangalam (B.O), Tirupati - 517 507

+ 91 0877 2500 400

www.iisertirupati.ac.in

Name of work : Construction of UG Block with associated services at IISER Tirupati, Andhra Pradesh.
& Location

NIT NUMBER : 2/ IISER/TIRUPATI/2018-19

Date of Issue : 08.02.19

MINUTES OF PRE-BID MEETING

Pre bid Meeting Held at Office of IISER TIRUPATI on 07 02 2019 at 11.00hrs

IISER TRUPATI	Representatives of bidders
1. PV Narayana Rao , SE IISER Tirupati 2. George Srujan, EE IISER Tirupati 3. Gaurav Dixit, Architect Consultant	As per attendance sheet maintained at IISER Tirupati.

Pre bid Meeting for the above work was held at 11 00 hrs on 07 02 2019 at IISER TIRUPATI in the presence of representative of the intending bidders. The original tender document, terms and conditions uploaded on website shall stand modified to the extent of modifications defined in this MOM & this MOM shall form part of bid document. Bidders are requested to take note of modifications & submit their bids considering the modifications listed in the MOM and terms and other terms and conditions in the bid document. Soft copies of MOM are uploaded on <https://eprocure.gov.in/eprocure/app> & IISER Tirupati website. The following points raised by the intending applicants were discussed and clarified to the representatives of the intending bidders by IISER Tirupati during the pre bid meeting.

Sr No	Ref. to NIT / BOQ	Points Discussed	Query	IISER Tirupati Clarification
1	NIT Clause 2 a	The applicant should be a well-established and reputed civil engineering / building contractor of long standing experience and capability in the construction of sophisticated building in RCC framed structure projects fulfilling following requirement will be eligible to apply. Work executed for private body will be considered only if contractor/ firm produces tax deduction at source certificate.	Our firm is a company well established and registered as a separate entity since 2008. We have completed various similar kinds of works since then for which we have valid TDS certificates that can be provided for due verification. Also we are satisfying all the NIT Requirements for Qualifying the Tender PQ	No change in NIT clauses.

2	NIT Clause 2 b	<p>Should have experience of having successfully completed works during the last seven years ending previous day of the last date of submission of tenders</p> <p>(i) 3 similar works each costing not less than Rs. 6 crore or completed two similar works each costing not less than Rs 9 crore or completed one similar work costing not less than Rs 12 crore.</p> <p>and</p> <p>ii) One similar work of (either part of (i) above or a separate one) costing not less than Rs 6 Cr value with some Central/State Government/Central Autonomous Body/Central Public Sector Undertaking.</p>	<p>We are presently working with Govt. Authorities where as the workdone is more than specified in Clause 2.b of NIT but work is not yet completed, we request you to consider the same for qualification</p>	<p>Please ref to relevent clasue and confirm your self for fulfulment of clause requirement.</p>
3	NIT Clause 3	<p>CONTRACT ELIGIBILITY CRITERIA</p> <p>Experience on similar type of completed works executed during the last seven years</p> <p>Similar work means: Construction of Buildings with RCC framed Structure, under a composite tender consisting of Civil, Plumbing & Sanitary, Electrical works, HVAC and Fire protection system etc.</p> <p>Documentary evidence is required to be produced.</p>	<p>We are also experienced in HVAC works, but not executed in the Similar nature of works, we request you to consider HVAC experience from any of the work even though the work is not of similar in nature</p>	<p>No change in stiupated clauses.</p>
4	NIT Clause 3.2	<p>Enlistment/Registration, if any, with specified departments (CPWD, State PWDs, MES, Railways, PSUs etc)/ Organizations, class / type of registration or previous pre- qualification(s) for similar projects.</p>	<p>We are not Registered in any of the mentioned Specified departments but we are qualified for IIT Tirupati (CPWD) C/o Transit Campus Tirupati Construction Tender with our vast experience in similar works and like wise we were awarded with the Contract and completed the Scope of works to 85% (Please refer the Work Order & Work Done Certificate.</p>	<p>Please refer to NIT clauses for eligibility criteria. No changes.</p>



5	NIT section I , Criteria for eligibility of associated agencies page 22 A	A Electrical Installations works Contractors who are enlisted in the Class-I category or Specialized firms who have carried out at least 3 (Three) works of similar nature in their own name in a sophisticated building during the last 7 (seven) years ending previous day of the last date of submission of tenders. The works execution aggregate turnover shall not be less than Rs 1 crores in the past 5 (Five) years	We have more than enough experience in electrical scope of works as specified but we are not enlisted in Class - I and we have a stabilized and well established In house Electrical team with Valid electircal liscences so we are not willing to Sub let the Electrical scope of works so we request you to provide the execption for this clause.	Please refer to NIT clauses for eligibility criteria. No changes.
6	NIT 10.1 , b)	Bid Security/EMD of Rs 25 Lakhs	Is there any possiblities to submit EMD 100% in the form of Bank Guarantee?	Accepted as per GFR rules.
7	GCC Clause 7	Interim Paymnet	Is there any possiblities to give interim payment ?	As per Schedule Clause 7 .
8	GCC Clause 10 B (ii)	Mobilization Advance of 10% Contract value	Is any possible to get 10% mobilization in one payment.	No change in stipulated clasue
9	GCC Clause 10 B (iv)	Payment of Mobilization advance taken	Whether it is any possiblities to recover Mobilization in pro rate basis?	No change in stipulated caluse.
10	Site Infra		Can we dig bore well inside the campus for water supply?	NO. Please refer to SCC 1.11.3.
11	Site Infra		Whether electricity is supplied by client?	Refer to SCC 1.11.2. Subject to availability.
12	Security Deposit		Whether Security deposit can be released against Bank Guarantee?	please refer to relevent GCC.
13	BOQ item 1.1	Earth Work	Does the earthwork rate includes shoring?	Please ref to BOQ item and its technical specifications.
14			Whether MEP contactor details to be submitted with tender or after the award of work?	please submit as sought far.



15	BOQ Civil item 4.4	Exposed Formwork:Providing, fabricating, erecting and fixing in position designed approved brand formwork system using 18mm thick plastic coated shuttering plywood PERI make or equivalent, shuttering giving fair finish concrete surfaces, making leak proof joints, using required couplers, tie bolts, M.S. ties, concrete spacer wheels or SS spacers, providing openings/ cut-outs/ pockets, niches, grooves etc.;	Repetitions are specifies as 2 for exposed formwork. Is this applicable to the Peri, Doka etc? Polymer grout is given for tie-rod holes of the formwork in the detailes specification of the item. Will this be paid separately?	As per manufacturers specifications if standard forms are used. In case site specific forms are used it is for 2 repetetions. Not withstanding to repetetions criteria, the out put of product is given major emphasis to achieve desired finish. If Engineer in charge is of opinion, the finish is not achievable with available materials, material needs to be changed with new one. Nothing shall be paid separately.
16	NIT SECTION II page 48 para 2	Percentage rate tender and contract for works : Tender Form	Time period given in schedule is 20 months. As the period of completion is 6 months , this may be corrected.	P/ 48 para 2 of NIT section II , 20 months mentioned in schedue may Plese be read as 6 months .
17	BOQ Civil item 4.7 & 4.8	Providing and laying in position machine batched and machine mixed design mix M-30 grade cement concrete for reinforced cement concrete work, using cement content as per approved design mix,including pumping of concrete to site of laying but excluding the cost of centering, shuttering, finishing and reinforcement, including admixtures in recommended proportions as per IS: 9103 to accelerate, retard setting of concrete, improve workability without impairing strength and durability as per direction of Engineer-in-Charge OPC shall be used with Fly ash content of 15% and fly ash conforming to IS 3812 (Part 1) only to be used. Note:- Soft water shall be used for Concrete having pH 7 to 7.5 All work upto plinth level	No minimum cement content mentioned. Will we be paid for cement above the minimum cement content as per IS code?	Min cement content shall be as per IS. Nothing extra is payable.

h

18	BOQ Civil item 6.0	Providing and laying flamed finish Granite stone in required design and patterns, in linear as well as curvilinear portions of the building all complete as per the architectural drawings with 18 mm thick stone slab over 20 mm (average) thick base of cement mortar 1:4 (1 cement : 4 coarse sand) laid and jointed with cement slurry and pointing with white cement slurry admixed with pigment of matching shade including rubbing, curing and polishing etc. all complete as specified and as directed by the Engineer-in-Charge : Flamed finish granite stone slab Jet Black, Cherry Red, Elite Brown, Cat Eye or equivalent	Please provide the basic rate for Granite.	Rs 150/sqft.
19	BOQ Civil Item 8.6, 8.7, 8.8	Providing and fixing of Hollow metal Rail & Stile doors made of pressed galvanized steel conforming to IS 277 with the following specification. Doors shall be with vision glass and ,louver as a part of complete assembly. Approved manufacturers. Rate should include supply and installation of door and hardware as a complete assembly as given in the schedule. Once frame installed should be filled with fire rated PUF as recommended by the manufacturer or the Engineer in charge	There are various joinery codes mentioned for the items along with codes such as D4A, SD7A, etc. But there are no GFC drawings issued as per the BOQ item mentioned.	Corresponding Tender Drawings are attached with this document.




20	BOQ Civil item 11.13	Providing and fixing toilet cubical systems of approved equivalent make and manufactured in standard dimensions of 600mm ± 10mm width door size with 12mm thick solid Compact Laminate panels made of KRAFT paper impregnated with Phenolic resins under high pressure and temperature, including doors, pilasters & intermediate panels, which should be resistant to heat, bacteria, water, chemical, scratch and impact. Finished product should be as per approved texture, shade & drawing, detailing and developed according to IS-2046 and BS-476/97 standards. The toilet cubicle setup shall include necessary hardware fittings, made out of stainless steel (Grade-304), as per manufacturer's specifications and approved by Engineer-in-Charge	Toilet cubical items are quoted in the market per unit. Can BOQ item be revised to units instead of Sq.Mtr	No changes. Measurement of Item will be as per BOQ.
21	BOQ Civil item 14.1.1 14.1.2	Providing and fixing aluminium work for doors, windows, ventilators and partitions with any type of appropriate extruded aluminium sections of approved make conforming to IS: 733 and IS : 1285, fixed with rawl plugs and screws or with fixing clips, or with expansion hold fasteners including necessary filling up of gaps at junctions, at top, bottom and sides with required Silicon rubber/ neoprene gasket, GI tie rod, wool pile etc. Aluminium sections shall be smooth, rust free, straight, mitred and jointed mechanically wherever required including adjustable angle cleat, Aluminium snap beading for glazing/ paneling, CP brass/ stainless steel screws, all complete as per approved shop drawings and the directions of Engineer-in-charge. For Fixed Portion Polyester powder coated aluminium (minimum thickness of polyester powder coating 50 micron)	What is Polyester powder coating for aluminium? Is it the same as PVDF?	No. Please refer to standard CPWD specification.

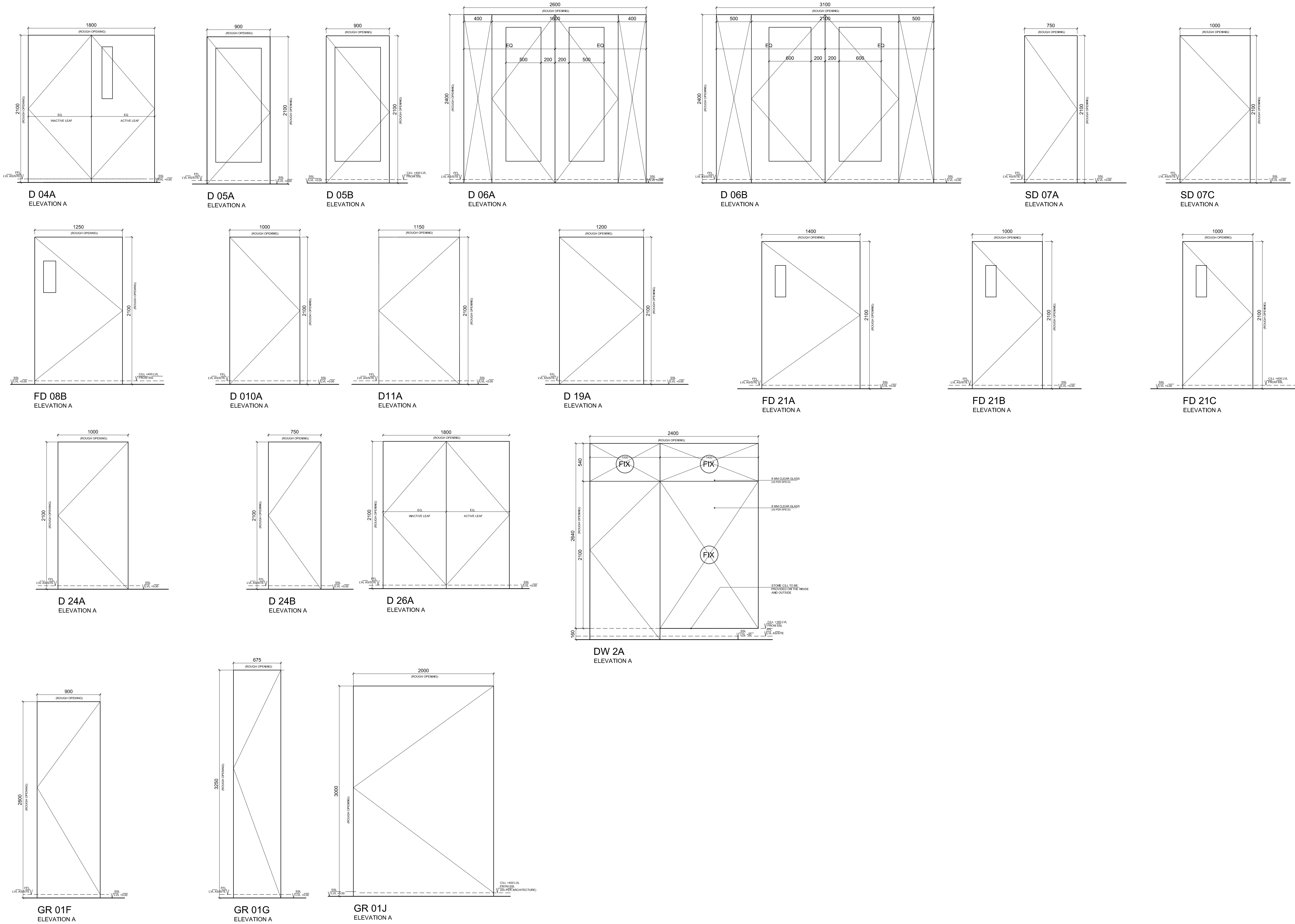


22	BOQ Civil item 14.2.1 14.2.2	Single Shutter Openable Door With/ without fixed Window	The item has description of H/W for the doors/windows. Is it to be quoted for the set of H/W mentioned in the item?	The item includes following components: DORMA 3090F or equivalent , 5 Knuckle, 2 bearing butt hinges size 4" x 3" x 3mm, in SS 304 and in satin stainless steel. As per EN 1935, CE Marked. Suitable for door weights upto 120kgs. Door Closure: DORMA or equivalent make rack and pinion door closer TS 71 EN size 3/4, with std. arm and with two independent closing valves and latching speed adjustable by arm. Full plastic cover. Silver finish. As per EN 1154. Buttt Hinge 90 Deg as per the drawings.
23	Civil BOQ item no. 9.4	Providing and laying vitrified floor tiles in different sizes (thickness to be specified by the manufacturer) with water absorption less than 0.08% and conforming to IS: 15622, of approved make, in all colours and shades,laid on 20mm thick cement mortar 1:4 (1 cement : 4 coarse sand),jointing with grey cement slurry @ 3.3kg/sqm including grouting the joints with white cement and matching pigments etc., complete. Size of Tile 600x600 mm	Please provide the basic rate for vitrified tiles. Can we get preferred series?	Rs 100/Sqft.
24	HVAC BOQ	Approved makes of HVAC equipment	It is requested to consider Bluestar as one of the approved makes.	Yes . Bluestar can be added.
25	Annexure II Plant Equipment required to be owned	RMC plant	Can Self-Loading concrete mixer used for concrete instead of fully automated batching plant as mentioned in the terms	No change in stipulation.
26	Material Grade		Grade for the steel conduit and pipes of plumbing to be used.	Grade of the pipes /conduits as per the DSR description and as approved by Engineer in charge.

End of MOM- In total 7 pages.

Handwritten signature
22/11/19





NOTES

- Dimensions are not to be scaled.
- All Dimensions are in Millimeters unless stated otherwise.
- All Levels are in Millimeters and relate to Datum level.
- The contractor shall verify all dimensions, details specifications & site conditions & shall report any error, omission and/or anomaly to the Campus Designer before commencement of work.
- For construction purposes, the dimensions shall not be measured directly of the drawings. The drawings shall not be used for construction until they are issued for construction.
- These drawings are to be read in co-ordination with HVAC, Electrical, Plumbing drawings & all relevant sections of specifications.
- All shop drawings should be provided to the Campus Designer for approval.

REFER WINDOW CONCRETE CILL DETAILS

REFER DOOR THRESHOLD DETAILS

ISSUES		
DATE	REVISION	DESCRIPTION

1. SHUTTERING DRAWING TO BE PROVIDED TO THE CAMPUS DESIGNER FOR APPROVAL.

2. WINDOWS TO PROVIDE SHOP DRAWINGS FOR THE APPROVAL FROM THE CAMPUS DESIGNER

CLIENTS:

INDIAN INSTITUTE OF SCIENCE EDUCATION & RESEARCH (IISER) TRIPATI
Pharmaceutical Campus, Jagannagar, Hyderabad - 500082 Near Road, Tripati, A.P.
Tripathi Campus, New Rama Engineering College Building, Kankariball Road, Mangaluru,
Thiruvananthapuram - 571007

ARCHITECTS:

ARCOP ASSOCIATES PVT. LTD.
4th Floor, Park Road Building, G-11
New Delhi - 110048
Phone: +91-11-26442002

Architect's Signature

Client's Signature

Job Title

IISER TRIPATI CAMPUS

Drawing Title

MASTER SCHEDULE OF DOOR-
PEB

Document Release Type

TENDER

Scale

1:25 ON A1 SHEET

04.01.2019

Drawn by

AS

Checked by

VB

Drawing No.


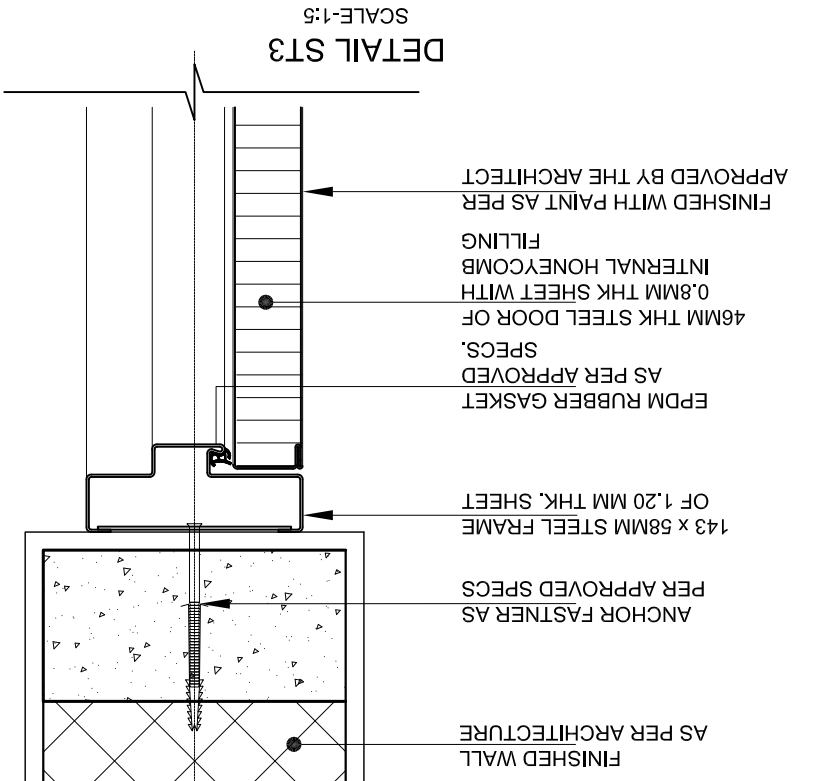
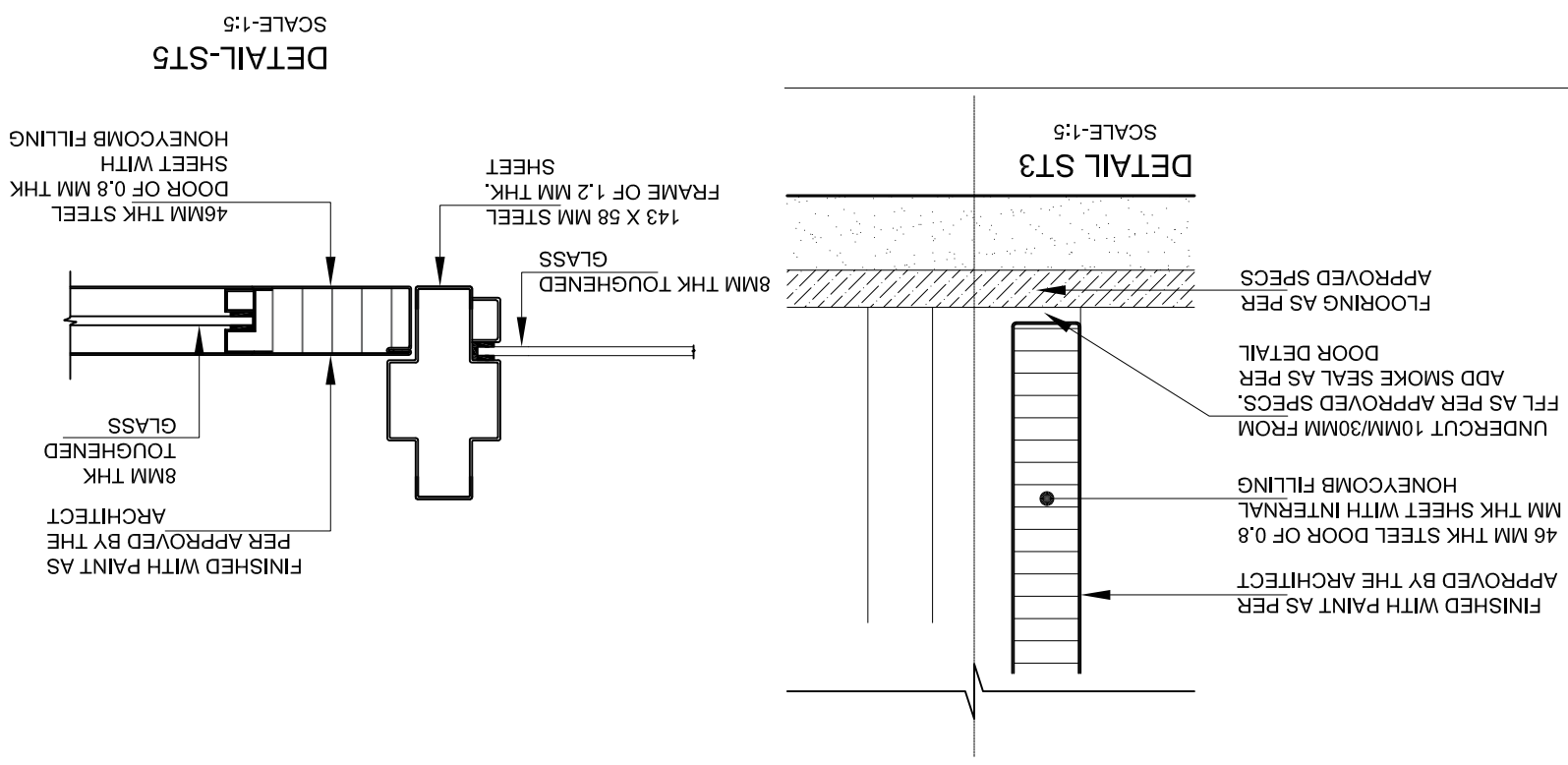
BLD-AR- 004B

Revision No.

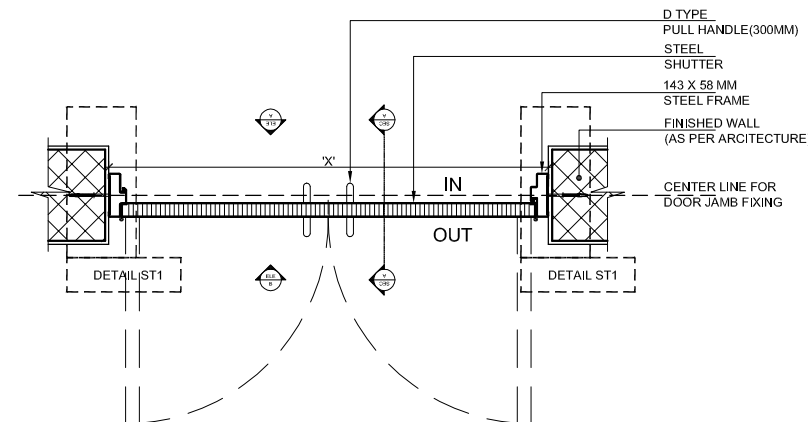
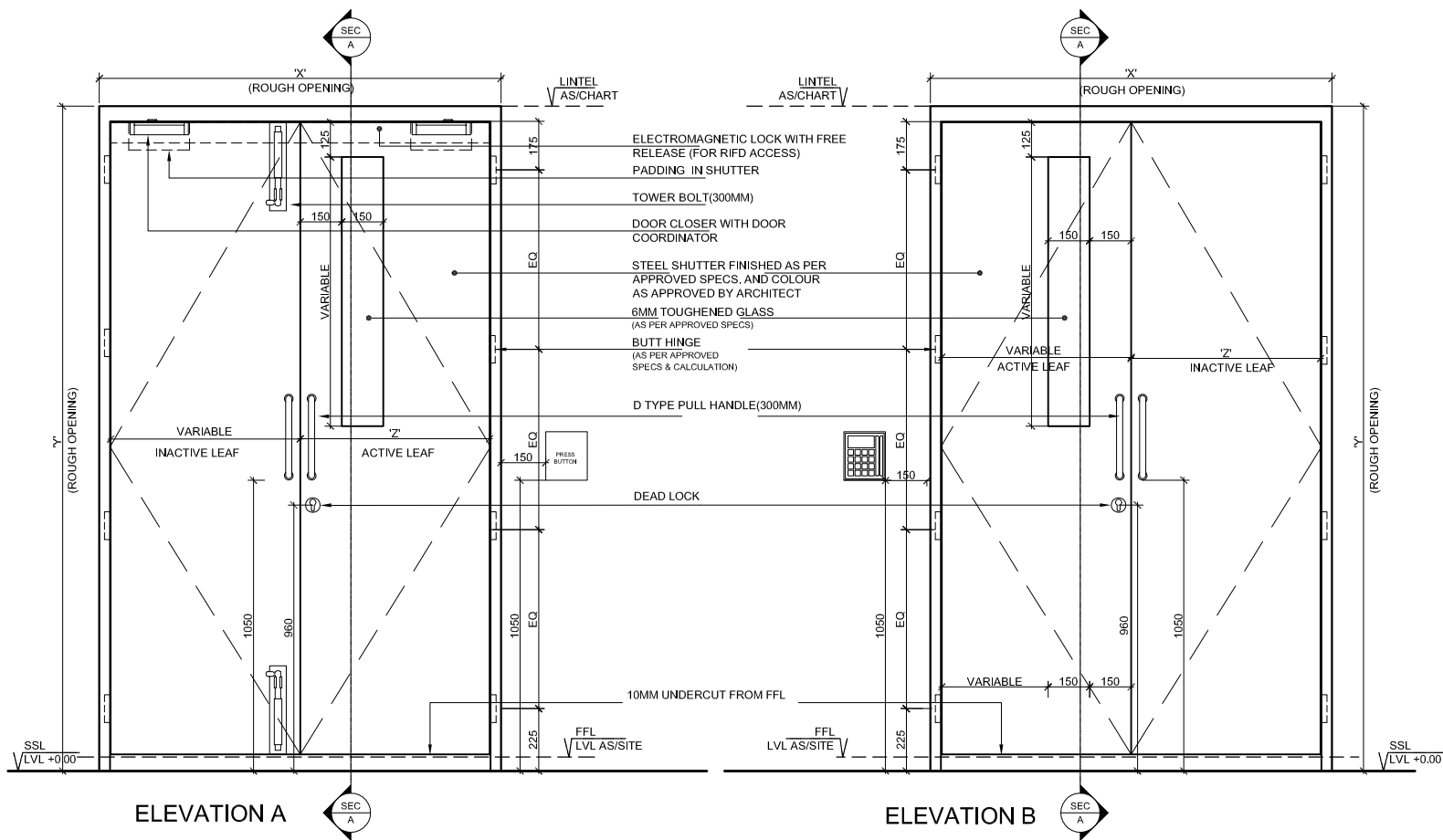
R0

AUTHORITY:

DATE: 04.01.2019



NOTES	NOTE:
<ul style="list-style-type: none"> - All dimensions are not to be scaled. - Dimensions are in millimeters unless stated otherwise. - All levels are in millimeters and relate to datum level. - The contractor shall verify all dimensions, specifications & site conditions & shall report any error, omission and/or anomaly to the Campus Designer before commencement of work. - For construction purposes, the dimensions shall not be measured directly of the drawings. The drawings shall not be used for construction until they are issued for construction. - These drawings are to be read in co-ordination with H/A/C, specifications & all relevant sections of - [Group drawings should be provided to the Designer for approval. 	<p>ALL PLANS IN THE DRAWING ARE GENERAL PLANS FOR DETAIL</p>



TYPICAL DOOR: D4
DOOR TAG: STEEL FLUSH DOOR
WITH VISION PANEL, DOUBLE LEAF

NOTES

- Dimensions are not to be scaled.
- All Dimensions are in Millimeters unless stated otherwise.
- All Levels are in Millimeters and relate to Datum level.
- The contractor shall verify all dimensions, details, specifications & site conditions & shall report any error, omission and/or anomaly to the Campus Designer before commencement of work.
- For construction purposes, the dimensions shall not be measured directly of the drawings. The drawings shall not be used for construction until they are issued for construction.
- These drawings are to be read in co-ordination with HVAC, Electrical, Plumbing drawings & all relevant sections of specifications..
- All shop drawings should be provided to the Designer for approval.

NOTE:

ALL PLANS IN THE DRAWING ARE GENERAL PLANS FOR DETAIL PURPOSES ONLY. PLEASE REFER THE ARCHITECTURAL PLANS AND LAYOUTS FOR INDIVIDUAL BUILDINGS.

REFER WINDOW CONCRETE CILL DETAILS
REFER DOOR THRESHOLD DETAILS

ISSUES

DATE	REVISION	DESCRIPTION

1. SHUTTERING DRAWING TO BE PROVIDED TO THE CAMPUS DESIGNER FOR APPROVAL.
2. VENDORS TO PROVIDE SHOP DRAWINGS FOR THE APPROVAL FROM THE CAMPUS DESIGNER

CLIENTS:
INDIAN INSTITUTE OF SCIENCE EDUCATION & RESEARCH (IISER) TIRUPATI
Permanent Campus: Jagannapalli, Yerpedu - Kalahasti Main Road, Tirupati, A.P.
Transit Campus: Sree Rama Engineering College Building, Karakambadi Road, Mangalam, Tirupati, A.P. 517507

ARCHITECTS:
ARCOP ASSOCIATES PVT. LTD.
A-15, Pamposh Enclave, G.K. 1
New Delhi 110048
Phone : 011 - 26442050

Architect's Signature

Client's Signature

Job Title
IISER TIRUPATI CAMPUS

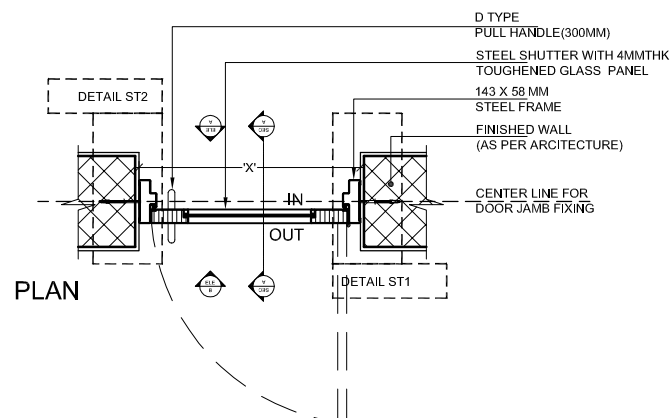
Drawing Title
**TYPICAL STEEL DOOR & HARDWARE
DETAIL FOR DOOR TYPE D4 AND
VARIATIONS**

Document Release Type
TENDER

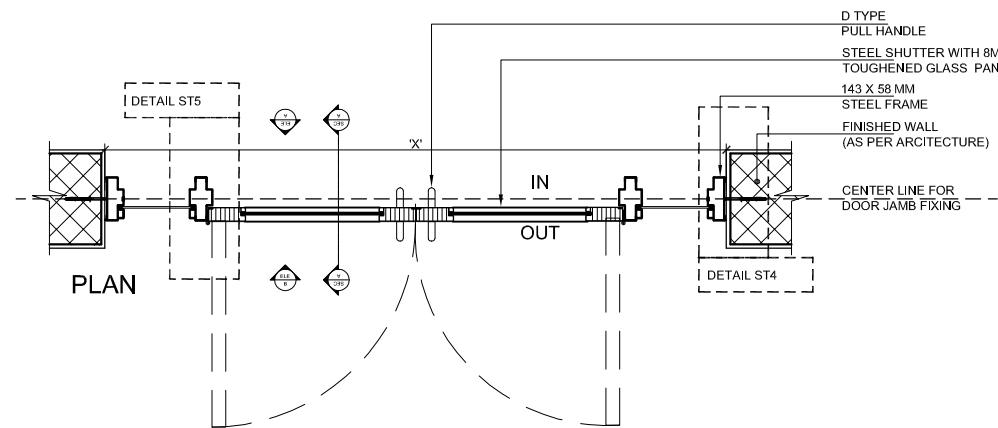
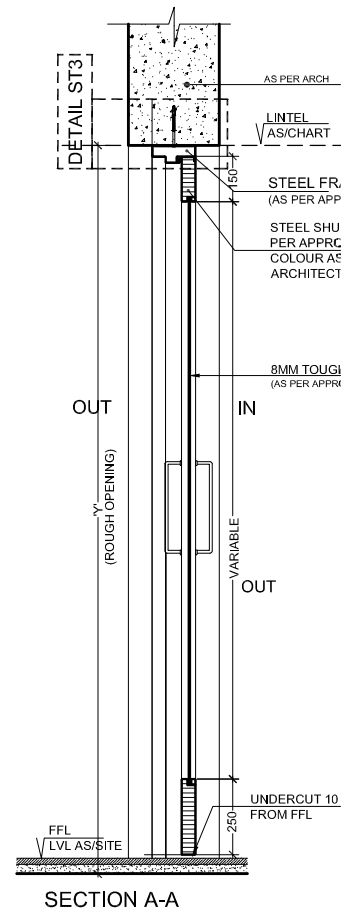
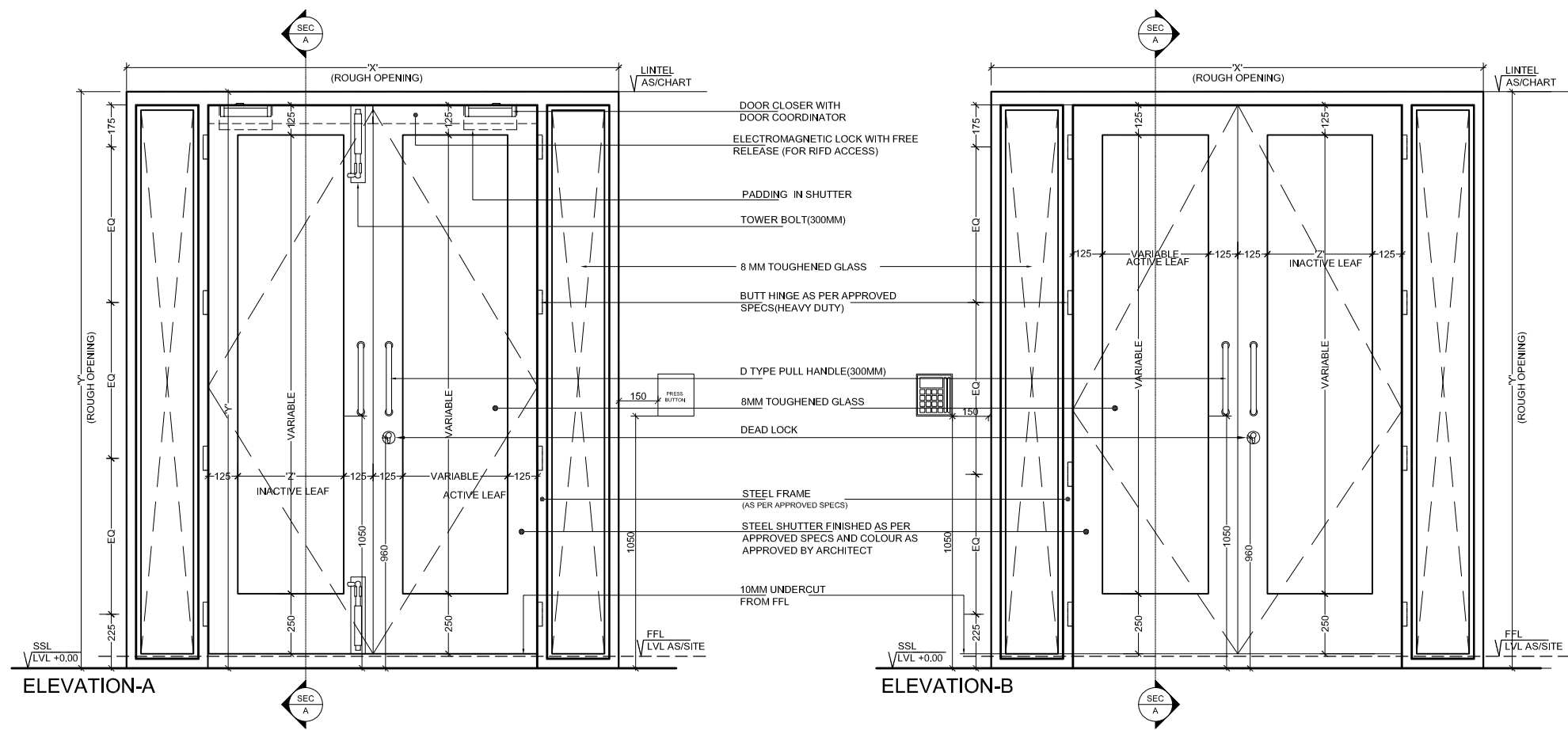
Scale AS PER DRAWING	Drawing No. TYP-AR-1004-D4
Drawn by 04.01.2019 AS	Revision No. R0
Checked by VB	

AUTHORITY:

--	--	--



TE	RS
AUTHORITY:	



TYPICAL DOOR: D6
DOOR TAG: STEEL DOOR + VISION
PANEL - DOUBLE LEAF + FIXED PANEL

NOTES

- Dimensions are not to be scaled.
- All Dimensions are in Millimeters unless stated otherwise.
- All Levels are in Millimeters and relate to Datum level.
- The contractor shall verify all dimensions, details, specifications & site conditions & shall report any error, omission and/or anomaly to the Campus Designer before commencement of work.
- For construction purposes, the dimensions shall not be measured directly of the drawings. The drawings shall not be used for construction until they are issued for construction.
- These drawings are to be read in co-ordination with HVAC, Electrical, Plumbing drawings & all relevant sections of specifications.
- All shop drawings should be provided to the Designer for approval.

NOTE:

ALL PLANS IN THE DRAWING ARE GENERAL PLANS FOR DETAIL PURPOSES ONLY. PLEASE REFER THE ARCHITECTURAL PLANS AND LAYOUTS FOR INDIVIDUAL BUILDINGS.

REFER WINDOW CONCRETE CILL DETAILS
REFER DOOR THRESHOLD DETAILS

ISSUES		
DATE	REVISION	DESCRIPTION

1. SHUTTERING DRAWING TO BE PROVIDED TO THE CAMPUS DESIGNER FOR APPROVAL.
2. VENDORS TO PROVIDE SHOP DRAWINGS FOR THE APPROVAL FROM THE CAMPUS DESIGNER

CLIENTS:
INDIAN INSTITUTE OF SCIENCE EDUCATION & RESEARCH (IISER) TIRUPATI
Permanent Campus: Jagannall, Yerpedu - Kalahasti Main Road, Tirupati, A.P.
Transit Campus: Sree Rama Engineering College Building, Karakambadi Road, Mangalam, Tirupati, A.P. 517507

ARCHITECTS:
ARCOP ASSOCIATES PVT. LTD.,
A-15, Pamposh Enclave, G.K. 1
New Delhi 110048
Phone : 011 - 26442050

Architect's Signature _____ Client's Signature _____

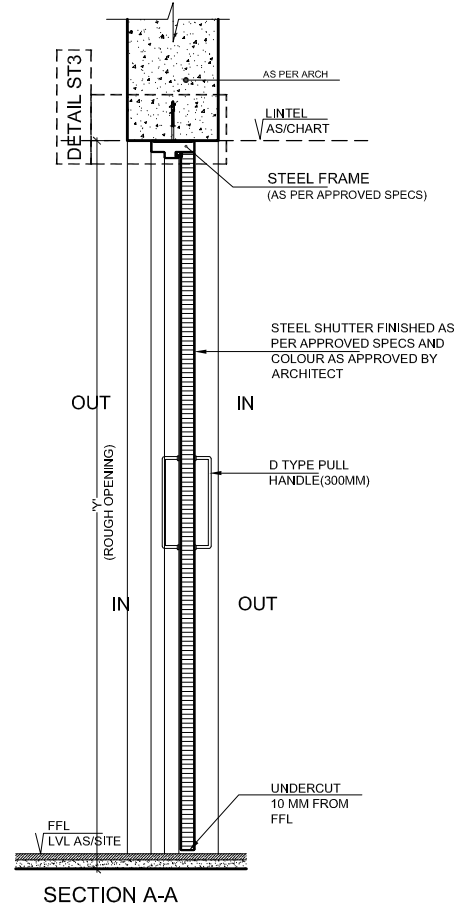
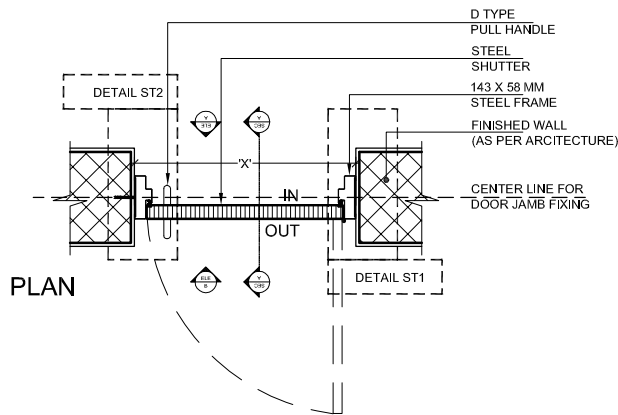
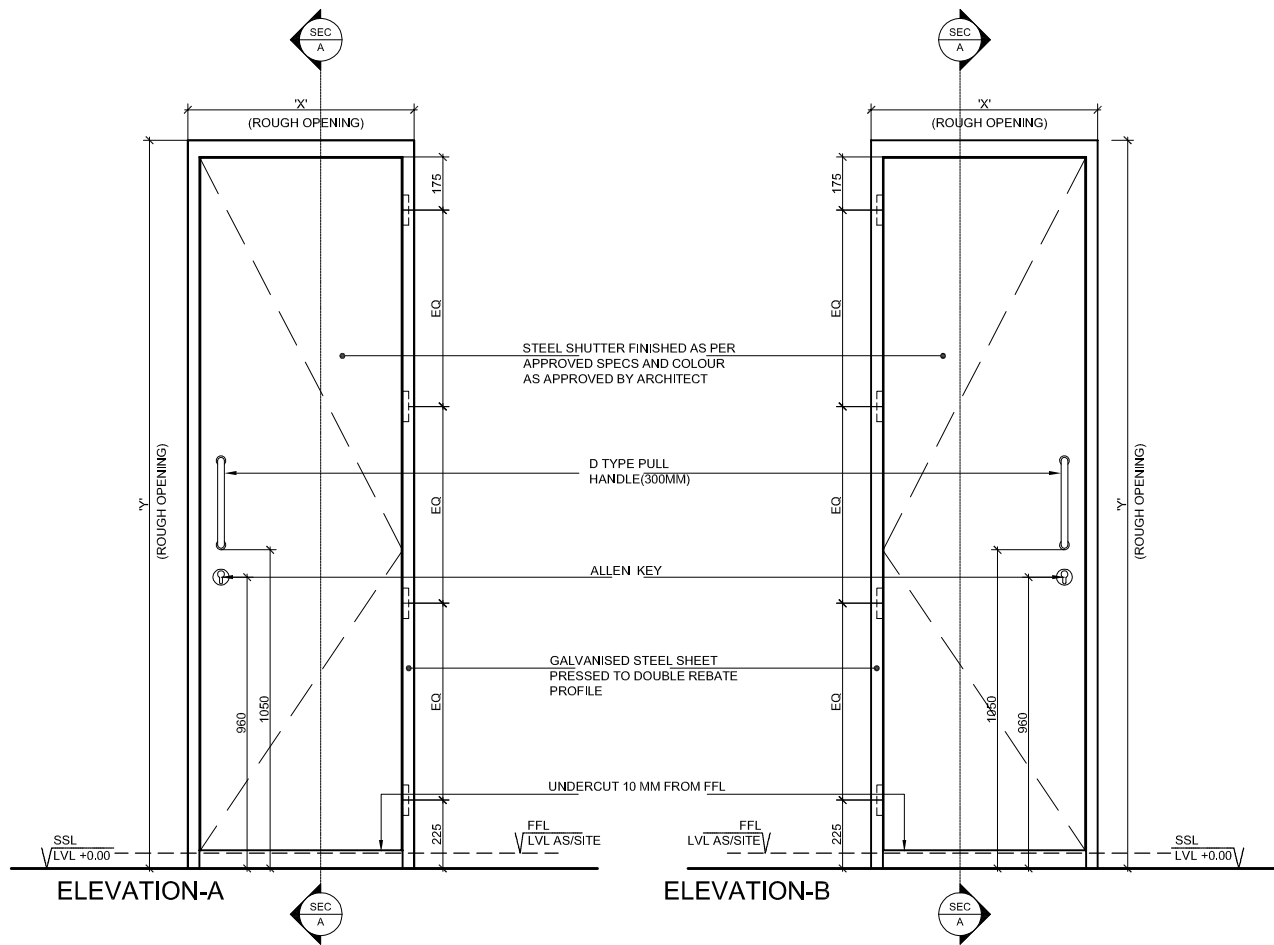
Job Title
IISER TIRUPATI CAMPUS

Drawing Title
**TYPICAL STEEL DOOR & HARDWARE
DETAIL FOR DOOR TYPE D6 AND
VARIATIONS**

Document Release Type
TENDER

Scale AS PER DRAWING	Drawing No. TYP-AR-1006-D6
04.01.2019	Revision No. R0
Drawn by AS	
Checked by VB	

AUTHORITY:



TYPICAL DOOR: SD7
DOOR TAG: STEEL SHAFT DOOR,
SINGLE LEAF

NOTES

- Dimensions are not to be scaled.
- All Dimensions are in Millimeters unless stated otherwise.
- All Levels are in Millimeters and relate to Datum level.
- The contractor shall verify all dimensions, details, specifications & site conditions & shall report any error, omission and/or anomaly to the Campus Designer before commencement of work.
- For construction purposes, the dimensions shall not be measured directly of the drawings. The drawings shall not be used for construction until they are issued for construction.
- These drawings are to be read in co-ordination with HVAC, Electrical, Plumbing drawings & all relevant sections of specifications..
- All shop drawings should be provided to the Designer for approval.

NOTE:

ALL PLANS IN THE DRAWING ARE GENERAL PLANS FOR DETAIL PURPOSES ONLY. PLEASE REFER THE ARCHITECTURAL PLANS AND LAYOUTS FOR INDIVIDUAL BUILDINGS.

REFER WINDOW CONCRETE CILL DETAILS
REFER DOOR THRESHOLD DETAILS

ISSUES

DATE	REVISION	DESCRIPTION

1. SHUTTERING DRAWING TO BE PROVIDED TO THE CAMPUS DESIGNER FOR APPROVAL.
2. VENDORS TO PROVIDE SHOP DRAWINGS FOR THE APPROVAL FROM THE CAMPUS DESIGNER

CLIENTS:
INDIAN INSTITUTE OF SCIENCE EDUCATION & RESEARCH (ISER) TIRUPATI
Permanent Campus: Jagannalli, Yerpudu - Kalahasti Main Road, Tirupati, A.P.
Transit Campus: Sree Rama Engineering College Building, Karakambadi Road, Mangalam, Tirupati, A.P. 517507

ARCHITECTS:
ARCOP ASSOCIATES PVT. LTD.
A-15, Pamposh Enclave, G.K. 1
New Delhi 110048
Phone : 011 - 26442050

Architect's Signature

Client's Signature

Job Title
IISER TIRUPATI CAMPUS

Drawing Title
**TYPICAL STEEL DOOR & HARDWARE
DETAIL FOR DOOR TYPE SD7 AND
VARIATIONS**

Document Release Type
TENDER

Scale AS PER DRAWING	Drawing No. TYP-AR-1007-SD7
Drawn by 04.01.2019 AS	Revision No. R0
Checked by VB	

AUTHORITY:

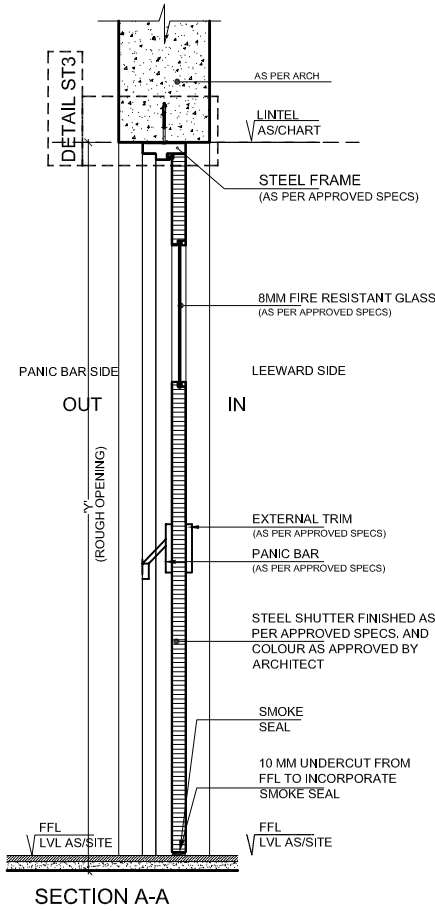
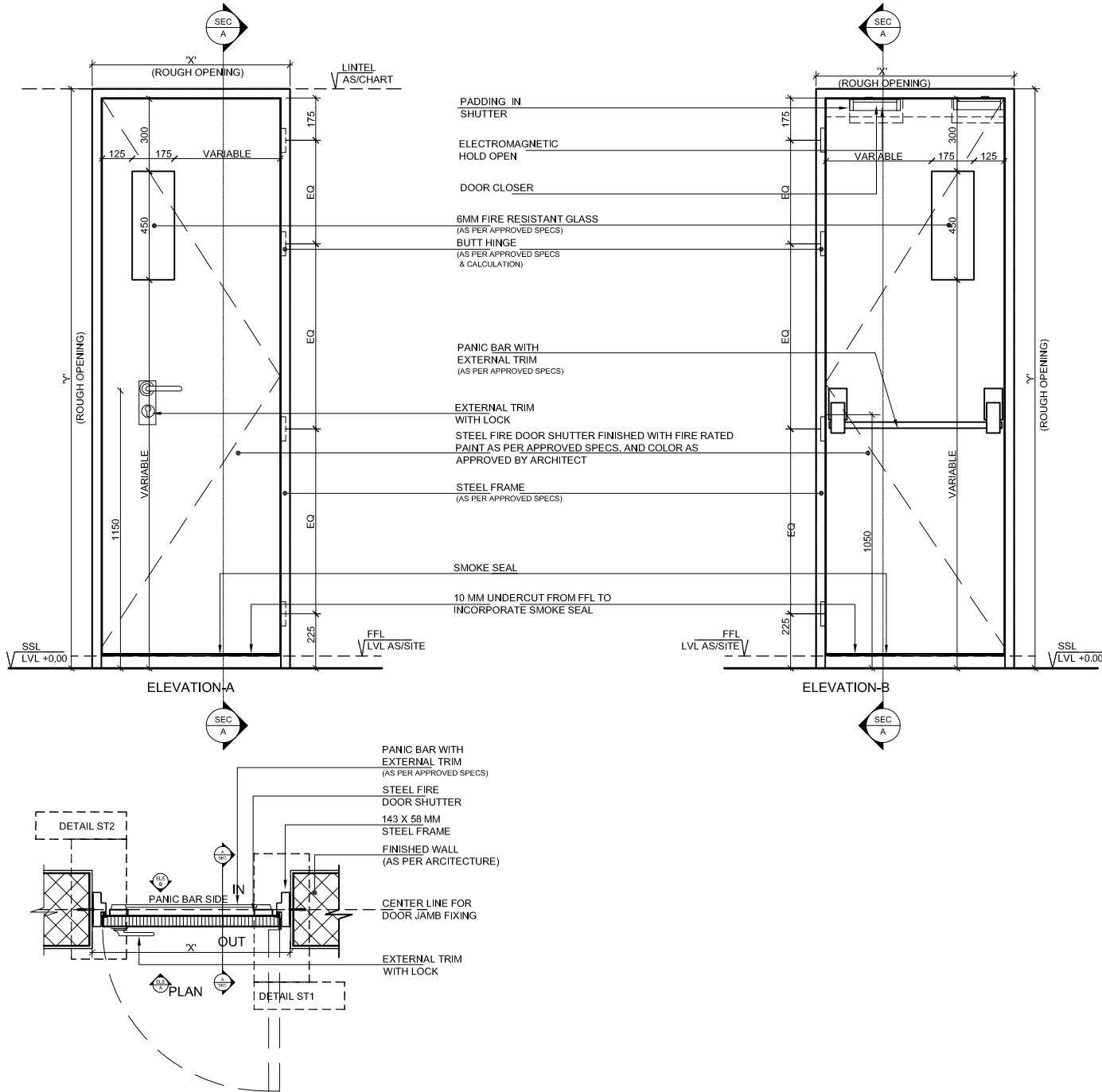
NOTES

- Dimensions are not to be scaled.
- All Dimensions are in Millimeters unless stated otherwise.
- All Levels are in Millimeters and relate to Datum level.
- The contractor shall verify all dimensions, details, specifications & site conditions & shall report any error, omission and/or anomaly to the Campus Designer before commencement of work.
- For construction purposes, the dimensions shall not be measured directly of the drawings. The drawings shall not be used for construction until they are Issued for construction.
- These drawings are to be read in co-ordination with HVAC, Electrical, Plumbing drawings & all relevant sections of specifications..
- All shop drawings should be provided to the Designer for approval.

NOTE:

ALL PLANS IN THE DRAWING ARE GENERAL PLANS FOR DETAIL PURPOSES ONLY. PLEASE REFER THE ARCHITECTURAL PLANS AND LAYOUTS FOR INDIVIDUAL BUILDINGS.

REFER WINDOW CONCRETE CILL DETAILS
REFER DOOR THRESHOLD DETAILS



TYPICAL DOOR: D8
DOOR TAG: STEEL FIRE DOOR,
SINGLE LEAF FOR STAIRS AND
FIRE EXIT

ISSUES

DATE	REVISION	DESCRIPTION

1. SHUTTERING DRAWING TO BE PROVIDED TO THE CAMPUS DESIGNER FOR APPROVAL.
2. VENDORS TO PROVIDE SHOP DRAWINGS FOR THE APPROVAL FROM THE CAMPUS DESIGNER

CLIENTS:
INDIAN INSTITUTE OF SCIENCE EDUCATION & RESEARCH (ISER) TIRUPATI
Permanent Campus: Jagannpalli, Yerpedu - Kalahasti Mah Road, Tirupati, A.P.
Transit Campus: Sree Rama Engineering College Building, Karakambadi Road, Mangalam, Tirupati, A.P. 517507

ARCHITECTS:
ARCOP ASSOCIATES PVT. LTD.,
A-15, Pamposh Enclave, G.K. 1
New Delhi 110048
Phone : 011 - 26442050

Architect's Signature Client's Signature

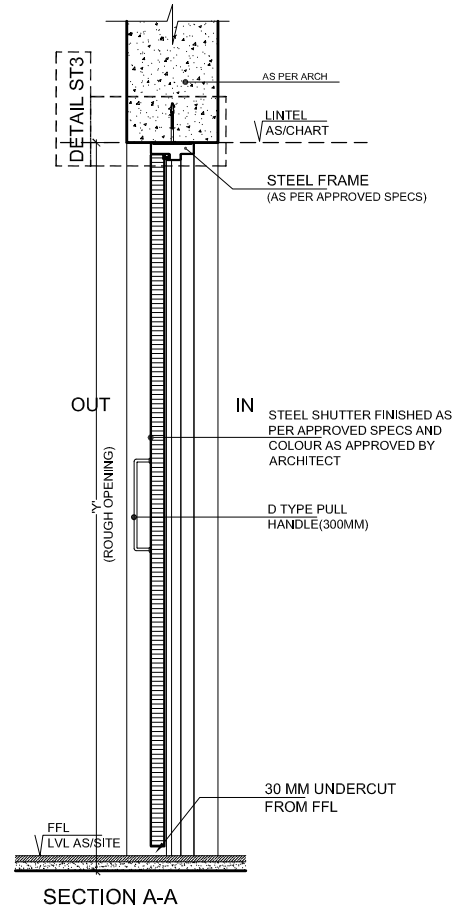
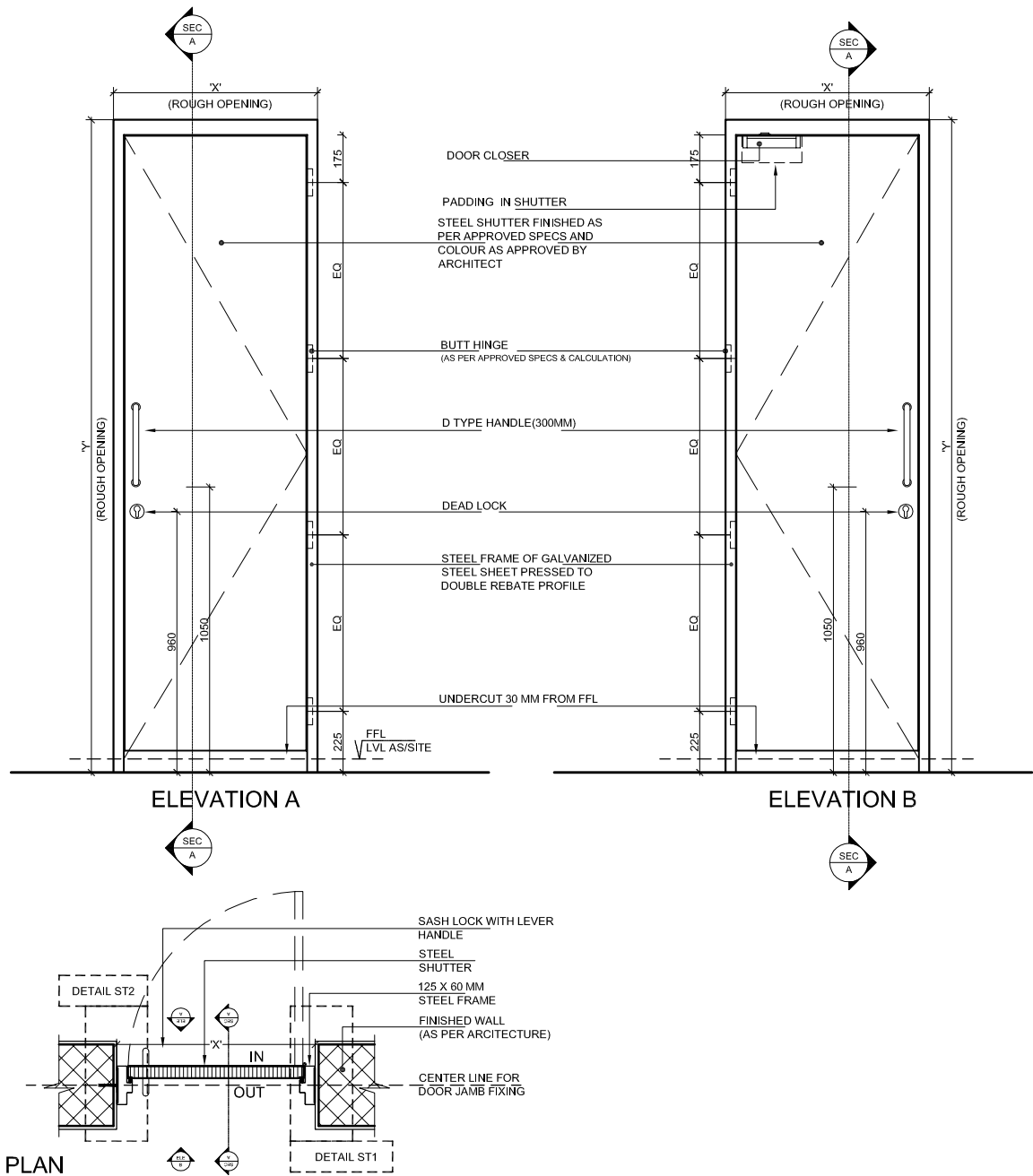
Job Title
IISER TIRUPATI CAMPUS

Drawing Title
**TYPICAL STEEL DOOR & HARDWARE
DETAIL FOR DOOR TYPE FD8 AND
VARIATIONS**

Document Release Type
TENDER

Scale AS PER DRAWING	Drawing No. TYP-AR-1008-FD8
04.01.2019	Revision No. R0
Drawn by AS	
Checked by VB	

AUTHORITY:



TYPICAL DOOR: D10
DOOR TAG: PUBLIC TOILET STEEL
DOOR, SINGLE LEAF

NOTES

- Dimensions are not to be scaled.
- All Dimensions are in Millimeters unless stated otherwise.
- All Levels are in Millimeters and relate to Datum level.
- The contractor shall verify all dimensions, details, specifications & site conditions & shall report any error, omission and/or anomaly to the Campus Designer before commencement of work.
- For construction purposes, the dimensions shall not be measured directly of the drawings. The drawings shall not be used for construction until they are Issued for construction.
- These drawings are to be read in co-ordination with HVAC, Electrical, Plumbing drawings & all relevant sections of specifications..
- All shop drawings should be provided to the Designer for approval.

NOTE:
ALL PLANS IN THE DRAWING ARE GENERAL PLANS FOR DETAIL PURPOSES ONLY. PLEASE REFER THE ARCHITECTURAL PLANS AND LAYOUTS FOR INDIVIDUAL BUILDINGS.

REFER WINDOW CONCRETE CILL DETAILS
REFER DOOR THRESHOLD DETAILS

ISSUES		
DATE	REVISION	DESCRIPTION

1. SHUTTERING DRAWING TO BE PROVIDED TO THE CAMPUS DESIGNER FOR APPROVAL.
2. VENDORS TO PROVIDE SHOP DRAWINGS FOR THE APPROVAL FROM THE CAMPUS DESIGNER

CLIENTS:
INDIAN INSTITUTE OF SCIENCE EDUCATION & RESEARCH (IISER) TIRUPATI
Permanent Campus: Jagannpalli, Yerpedu - Kalahasti Main Road, Tirupati, A.P.
Transit Campus: Sree Rama Engineering College Building, Karakambadi Road, Mangalam, Tirupati, A.P. 517507

ARCHITECTS:
ARCOP ASSOCIATES PVT. LTD,
A-15, Pamposh Enclave, G.K. 1
New Delhi 110048
Phone : 011 - 26442050

Architect's Signature	Client's Signature
-----------------------	--------------------

Job Title
IISER TIRUPATI CAMPUS

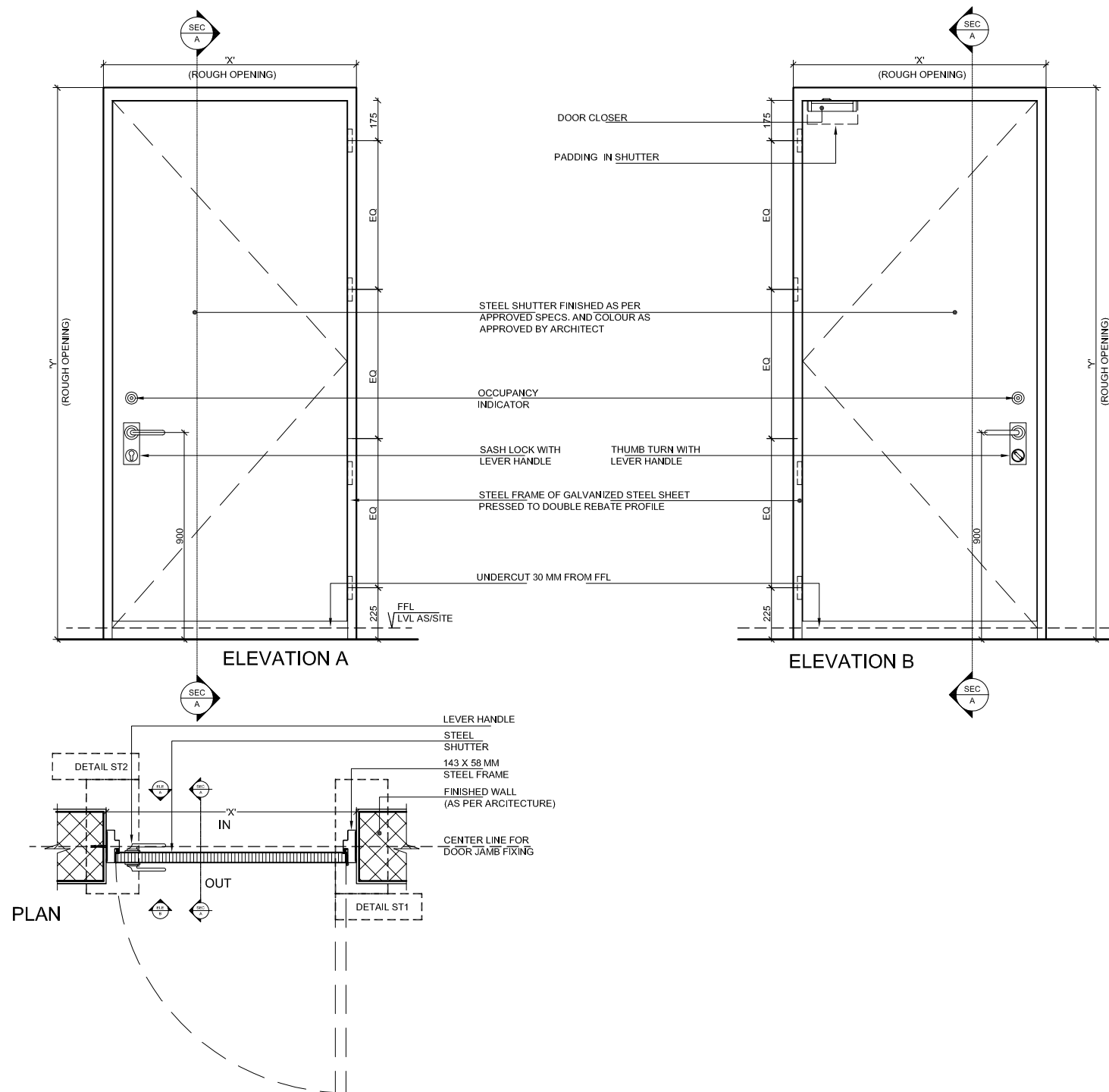
Drawing Title
**TYPICAL STEEL DOOR & HARDWARE
DETAIL FOR DOOR TYPE D10 AND
VARIATIONS**

Document Release Type
TENDER

Scale AS PER DRAWING	Drawing No. TYP-AR-1010-D10
04.01.2019	
Drawn by AS	Revision No. R0
Checked by VB	

AUTHORITY:

--	--	--



TYPICAL DOOR: D19
DOOR TAG: HANDICAPPED TOILET
STEEL DOOR, SINGLE LEAF

NOTES

- Dimensions are not to be scaled.
- All Dimensions are in Millimeters unless stated otherwise.
- All Levels are in Millimeters and relate to Datum level.
- The contractor shall verify all dimensions, details, specifications & site conditions & shall report any error, omission and/or anomaly to the Campus Designer before commencement of work.
- For construction purposes, the dimensions shall not be measured directly of the drawings. The drawings shall not be used for construction until they are Issued for construction.
- These drawings are to be read in co-ordination with HVAC, Electrical, Plumbing drawings & all relevant sections of specifications..
- All shop drawings should be provided to the Designer for approval.

NOTE:

ALL PLANS IN THE DRAWING ARE GENERAL PLANS FOR DETAIL PURPOSES ONLY. PLEASE REFER THE ARCHITECTURAL PLANS AND LAYOUTS FOR INDIVIDUAL BUILDINGS.

REFER WINDOW CONCRETE CILL DETAILS
REFER DOOR THRESHOLD DETAILS

ISSUES

DATE	REVISION	DESCRIPTION

1. SHUTTERING DRAWING TO BE PROVIDED TO THE CAMPUS DESIGNER FOR APPROVAL.
2. VENDORS TO PROVIDE SHOP DRAWINGS FOR THE APPROVAL FROM THE CAMPUS DESIGNER

CLIENTS:
INDIAN INSTITUTE OF SCIENCE EDUCATION & RESEARCH (ISER) TIRUPATI
Permanent Campus: Jagannalli, Yerpedu - Kalahasti Main Road, Tirupati, A.P.
Transit Campus: Sree Rama Engineering College Building, Karakambadi Road, Mangalam, Tirupati, A.P. 517507

ARCHITECTS:
ARCOP ASSOCIATES PVT. LTD.,
A-15, Pamposh Enclave, G.K. 1
New Delhi 110048
Phone : 011 - 26442050

Architect's Signature

Client's Signature

Job Title
ISER TIRUPATI CAMPUS

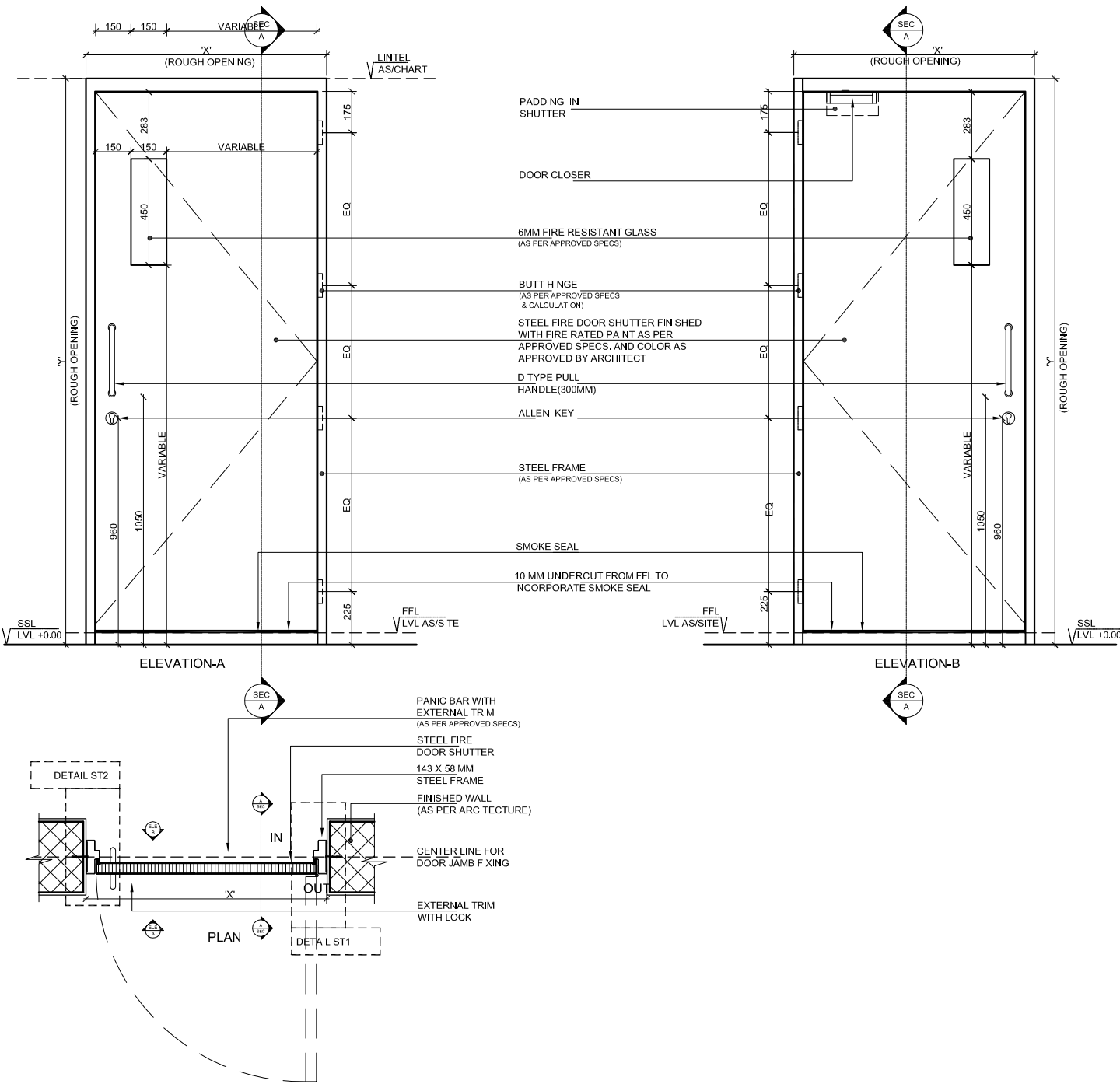
Drawing Title
**TYPICAL STEEL DOOR & HARDWARE
DETAIL FOR DOOR TYPE D19 AND
VARIATIONS**

Document Release Type
TENDER

Scale AS PER DRAWING	Drawing No. TYP-AR-1012-D19
Drawn by 04.01.2019 AS	Revision No. R0
Checked by VB	

AUTHORITY:

--	--	--



TYPICAL DOOR: FD21
DOOR TAG: STEEL FIRE DOOR,
SINGLE LEAF FOR SERVICES

NOTES

- Dimensions are not to be scaled.
- All Dimensions are in Millimeters unless stated otherwise.
- All Levels are in Millimeters and relate to Datum level.
- The contractor shall verify all dimensions, details, specifications & site conditions & shall report any error, omission and/or anomaly to the Campus Designer before commencement of work.
- For construction purposes, the dimensions shall not be measured directly of the drawings. The drawings shall not be used for construction until they are Issued for construction.
- These drawings are to be read in co-ordination with HVAC, Electrical, Plumbing drawings & all relevant sections of specifications..
- All shop drawings should be provided to the Designer for approval.

NOTE:

ALL PLANS IN THE DRAWING ARE GENERAL PLANS FOR DETAIL PURPOSES ONLY. PLEASE REFER THE ARCHITECTURAL PLANS AND LAYOUTS FOR INDIVIDUAL BUILDINGS.

REFER WINDOW CONCRETE CILL DETAILS
REFER DOOR THRESHOLD DETAILS

ISSUES		
DATE	REVISION	DESCRIPTION

1. SHUTTERING DRAWING TO BE PROVIDED TO THE CAMPUS DESIGNER FOR APPROVAL.
2. VENDORS TO PROVIDE SHOP DRAWINGS FOR THE APPROVAL FROM THE CAMPUS DESIGNER

CLIENTS:
INDIAN INSTITUTE OF SCIENCE EDUCATION & RESEARCH (IISER) TIRUPATI
Permanent Campus: Jagannapalli, Yerpedu - Kalahasti Main Road, Tirupati, A.P.
Transit Campus: Sree Rama Engineering College Building, Karakambadi Road, Mangalam, Tirupati, A.P. 517507

ARCHITECTS:
ARCOP ASSOCIATES PVT. LTD.,
A-15, Pamposh Enclave, G.K. 1
New Delhi 110048
Phone : 011 - 26442050

Architect's Signature	Client's Signature
-----------------------	--------------------

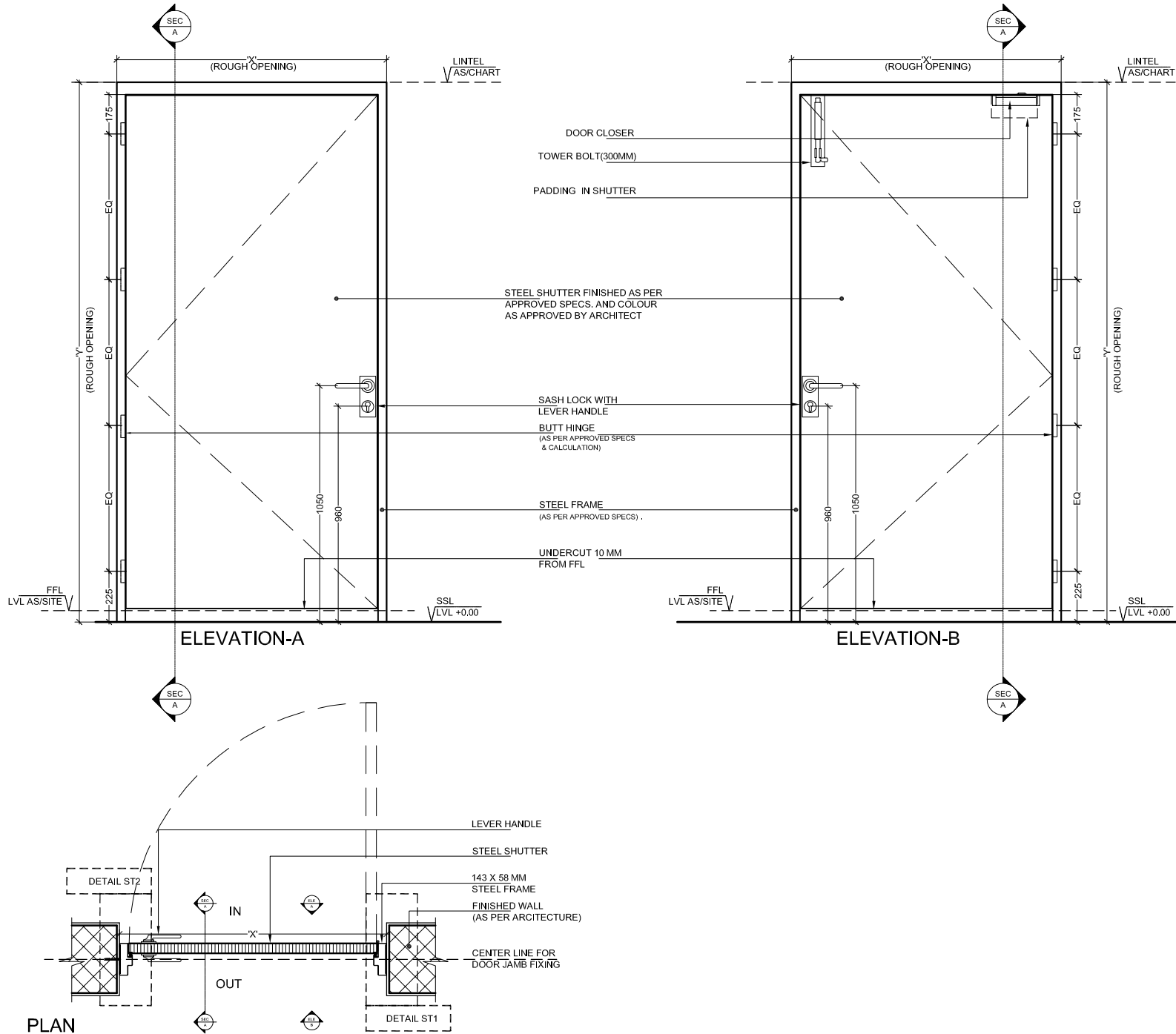
Job Title
IISER TIRUPATI CAMPUS

Drawing Title
**TYPICAL STEEL DOOR & HARDWARE
DETAIL FOR DOOR TYPE FD21 AND
VARIATIONS**

Document Release Type
TENDER

Scale AS PER DRAWING	Drawing No.
04.01.2019	TYP-AR-1014-FD21
Drawn by AS	Revision No.
Checked by VB	R0

AUTHORITY:



TYPICAL DOOR: D24
DOOR TAG: STEEL DOOR WITHOUT
RFID, SINGLE LEAF

NOTES

- Dimensions are not to be scaled.
- All Dimensions are in Millimeters unless stated otherwise.
- All Levels are in Millimeters and relate to Datum level.
- The contractor shall verify all dimensions, details, specifications & site conditions & shall report any error, omission and/or anomaly to the Campus Designer before commencement of work.
- For construction purposes, the dimensions shall not be measured directly of the drawings. The drawings shall not be used for construction until they are issued for construction.
- These drawings are to be read in co-ordination with HVAC, Electrical, Plumbing drawings & all relevant sections of specifications..
- All shop drawings should be provided to the Designer for approval.

NOTE:
ALL PLANS IN THE DRAWING ARE GENERAL PLANS FOR DETAIL PURPOSES ONLY. PLEASE REFER THE ARCHITECTURAL PLANS AND LAYOUTS FOR INDIVIDUAL BUILDINGS.

REFER WINDOW CONCRETE CILL DETAILS
REFER DOOR THRESHOLD DETAILS

ISSUES		
DATE	REVISION	DESCRIPTION

1. SHUTTERING DRAWING TO BE PROVIDED TO THE CAMPUS DESIGNER FOR APPROVAL.
2. VENDORS TO PROVIDE SHOP DRAWINGS FOR THE APPROVAL FROM THE CAMPUS DESIGNER

CLIENTS:
INDIAN INSTITUTE OF SCIENCE EDUCATION & RESEARCH (IISER) TIRUPATI
Permanent Campus: Jagannalli, Yerpedu - Kalahasti Main Road, Tirupati, A.P.
Transit Campus: Sree Rama Engineering College Building, Karakambadi Road, Mangalam, Tirupati, A.P. 517507

ARCHITECTS:
ARCOP ASSOCIATES PVT. LTD.
A-15, Pamposh Enclave, G.K. 1
New Delhi 110048
Phone : 011 - 26442050

Architect's Signature	Client's Signature
-----------------------	--------------------

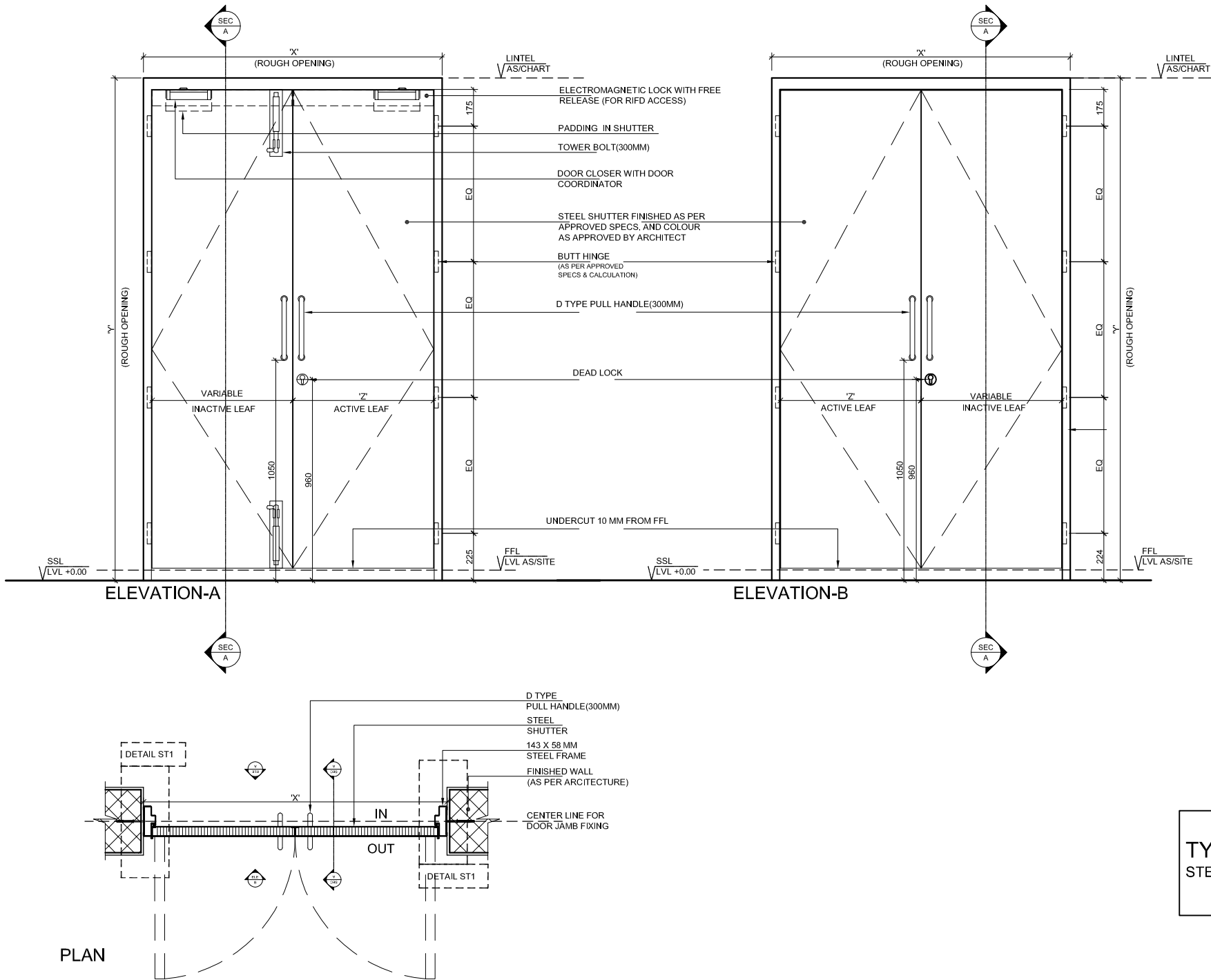
Job Title
IISER TIRUPATI CAMPUS

Drawing Title
**TYPICAL STEEL DOOR & HARDWARE
DETAIL FOR DOOR TYPE D24 AND
VARIATIONS**

Document Release Type
TENDER

Scale AS PER DRAWING	Drawing No. TYP-AR-1015-D24
04.01.2019	Revision No. R0
Drawn by AS	
Checked by VB	

AUTHORITY:



TYPICAL DOOR: D26
STEEL DOOR WITHOUT RFID - DOUBLE LEAF

NOTES

- Dimensions are not to be scaled.
- All Dimensions are in Millimeters unless stated otherwise.
- All Levels are in Millimeters and relate to Datum level.
- The contractor shall verify all dimensions, details, specifications & site conditions & shall report any error, omission and/or anomaly to the Campus Designer before commencement of work.
- For construction purposes, the dimensions shall not be measured directly of the drawings. The drawings shall not be used for construction until they are issued for construction.
- These drawings are to be read in co-ordination with HVAC, Electrical, Plumbing drawings & all relevant sections of specifications.
- All shop drawings should be provided to the Designer for approval.

NOTE:
ALL PLANS IN THE DRAWING ARE GENERAL PLANS FOR DETAIL PURPOSES ONLY. PLEASE REFER THE ARCHITECTURAL PLANS AND LAYOUTS FOR INDIVIDUAL BUILDINGS.

REFER WINDOW CONCRETE CILL DETAILS
REFER DOOR THRESHOLD DETAILS

ISSUES		
DATE	REVISION	DESCRIPTION

1. SHUTTERING DRAWING TO BE PROVIDED TO THE CAMPUS DESIGNER FOR APPROVAL.
2. VENDORS TO PROVIDE SHOP DRAWINGS FOR THE APPROVAL FROM THE CAMPUS DESIGNER

CLIENTS:
INDIAN INSTITUTE OF SCIENCE EDUCATION & RESEARCH (ISER) TIRUPATI
Permanent Campus, Jagampalli, Yerpattu - Kalahasti Main Road, Tirupati, A.P.
Transit Campus; Sree Rama Engineering College Building, Karakambadi Road, Mangalam, Tirupati, A.P. 517507

ARCHITECTS:
ARCOP ASSOCIATES PVT. LTD.
A-15, Pampathi Enclave, G.K. 1
New Delhi 110048
Phone : 011 - 26442050

Architect's Signature

Client's Signature

Job Title
ISER TIRUPATI CAMPUS

Drawing Title
ALUMINUM DOORS TYPICAL JOINERY DETAIL

Document Release Type
TENDER

Scale	Drawing No.
AS PER DRAWING	
04.01.2019	TYP-AR-1030
Drawn by AS	
Checked by VB	Revision No. R0

AUTHORITY:

--	--	--

FIXING SCREW WITH RAWL PLUG

PVC SHIM FOR PACKING

1.8 MM EURO PROFILE ALUMINIUM SHUTTER FRAME WITH PVDF FINISH COLOUR AS SPECIFIED AS PER SPECS

8MM TOUGHENED GLASS (AS PER SPECIFICATION)

MULTIPOINT HANDLE (WITH KEY) (WITH EXTENSOR PIN, LOCKING POINT, LOCKING STRIP, PULL IN BLOCK, ETC. AS REQUIRED)

AS PER ARCHITECTURE

DETAIL-AL1
SCALE-1:5

FIXING SCREW WITH RAWL PLUG

PVC SHIM FOR PACKING

SS MOSQUITO NET

1.8MM EURO PROFILE ALUMINIUM SHUTTER FRAME WITH PVDF FINISH COLOUR AS SPECIFIED AS PER SPECS

8MM TOUGHENED GLASS (AS PER SPECIFICATION)

MULTIPOINT HANDLE (WITH KEY) (WITH EXTENSOR PIN, LOCKING POINT, LOCKING STRIP, PULL IN BLOCK, ETC. AS REQUIRED)

AS PER ARCHITECTURE

DETAIL-AL2
SCALE-1:5

1.8MM EURO PROFILE ALUMINIUM SHUTTER FRAME WITH PVDF FINISH COLOUR AS SPECIFIED AS PER SPECS

8MM TOUGHENED GLASS (AS PER SPECIFICATION)

MULTIPOINT HANDLE (WITH KEY) (WITH EXTENSOR PIN, LOCKING POINT, LOCKING STRIP, PULL IN BLOCK, ETC. AS REQUIRED)

DETAIL-AL3
SCALE-1:5

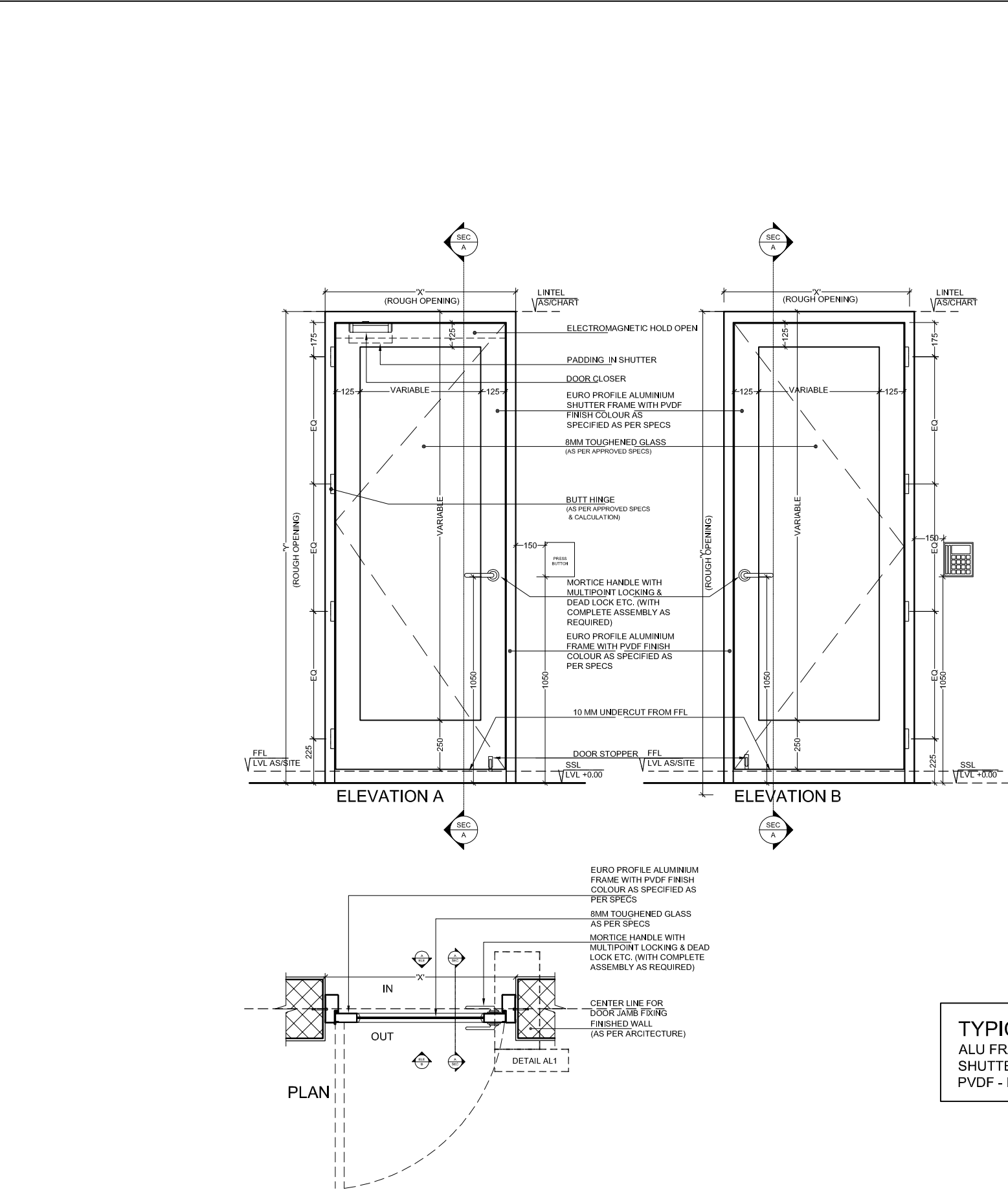
SS MOSQUITO NET

1.8 MM EURO PROFILE ALUMINIUM SHUTTER FRAME WITH PVDF FINISH COLOUR AS SPECIFIED AS PER SPECS

8MM TOUGHENED GLASS (AS PER SPECIFICATION)

MULTIPOINT HANDLE (WITH KEY) (WITH EXTENSOR PIN, LOCKING POINT, LOCKING STRIP, PULL IN BLOCK, ETC. AS REQUIRED)

DETAIL-AL4
SCALE-1:5



TYPICAL DOOR: D11
ALU FRAME + 8MM GLASS & ALU
SHUTTER DOOR - SINGLE LEAF -
PVDF - RFID

NOTES

- Dimensions are not to be scaled.
- All Dimensions are in Millimeters unless stated otherwise.
- All Levels are in Millimeters and relate to Datum level.
- The contractor shall verify all dimensions, details, specifications & site conditions & shall report any error, omission and/or anomaly to the Campus Designer before commencement of work.
- For construction purposes, the dimensions shall not be measured directly of the drawings. The drawings shall not be used for construction until they are issued for construction.
- These drawings are to be read in co-ordination with HVAC, Electrical, Plumbing drawings & all relevant sections of specifications..
- All shop drawings should be provided to the Designer for approval.

NOTE:

ALL PLANS IN THE DRAWING ARE GENERAL PLANS FOR DETAIL PURPOSES ONLY. PLEASE REFER THE ARCHITECTURAL PLANS AND LAYOUTS FOR INDIVIDUAL BUILDINGS.

REFER WINDOW CONCRETE CILL DETAILS
REFER DOOR THRESHOLD DETAILS

ISSUES

DATE	REVISION	DESCRIPTION

1. SHUTTERING DRAWING TO BE PROVIDED TO THE CAMPUS DESIGNER FOR APPROVAL.
2. VENDORS TO PROVIDE SHOP DRAWINGS FOR THE APPROVAL FROM THE CAMPUS DESIGNER

CLIENTS:
INDIAN INSTITUTE OF SCIENCE EDUCATION & RESEARCH (ISER) TIRUPATI
Permanent Campus: Jaganpalli, Yerpedu - Kalahasti Main Road, Tirupati, A.P.
Transit Campus: Sree Rama Engineering College Building, Karakambadi Road, Mangalam, Tirupati, A.P. 517507

ARCHITECTS:
ARCOP ASSOCIATES PVT. LTD.
A-15, Pamposh Enclave, G.K. 1
New Delhi 110048
Phone : 011 - 26442050

Architect's Signature Client's Signature

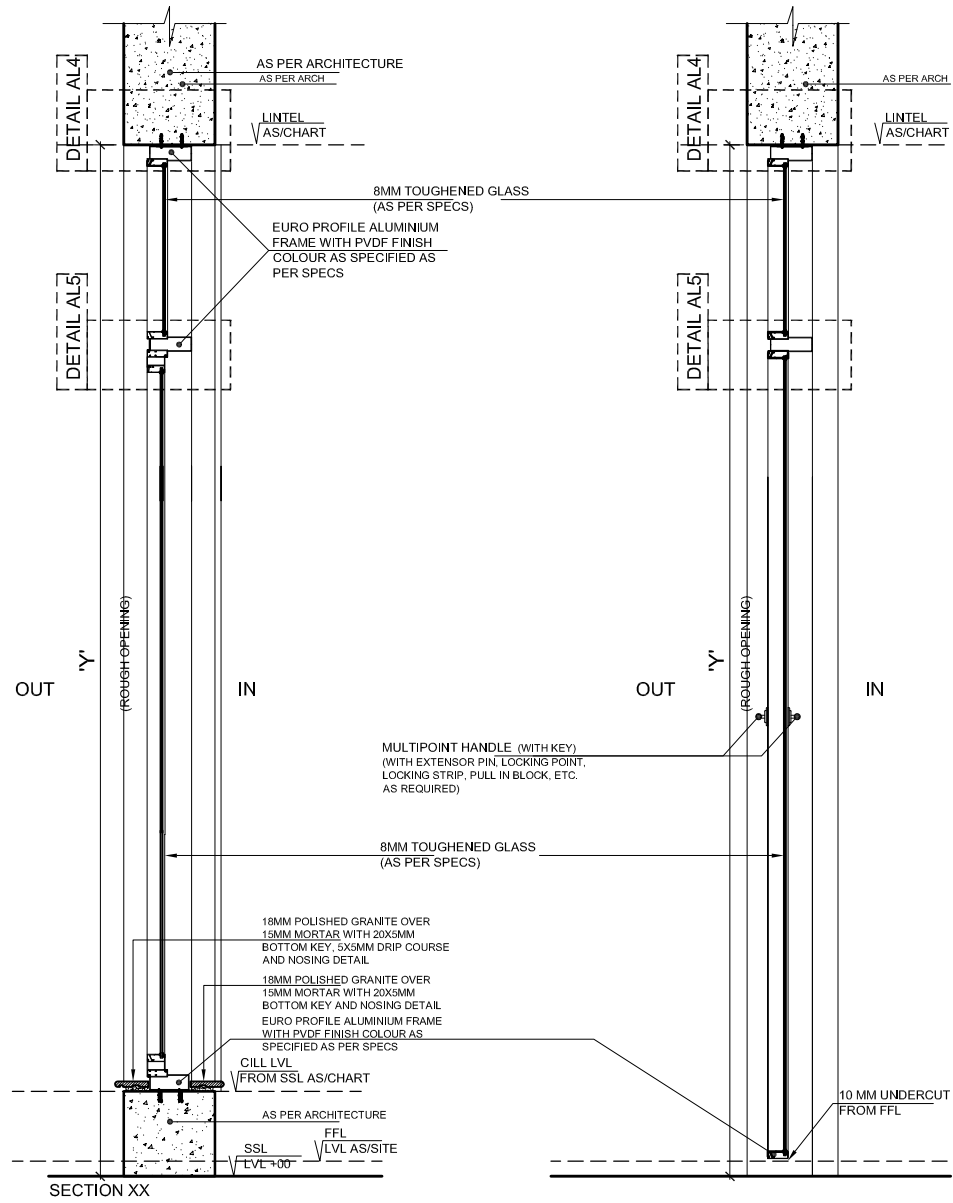
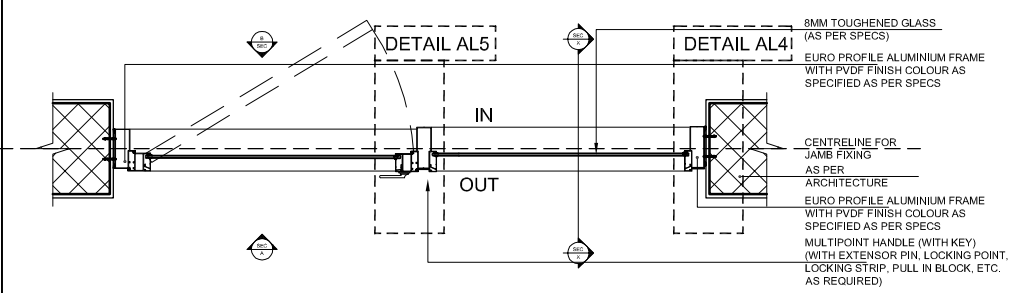
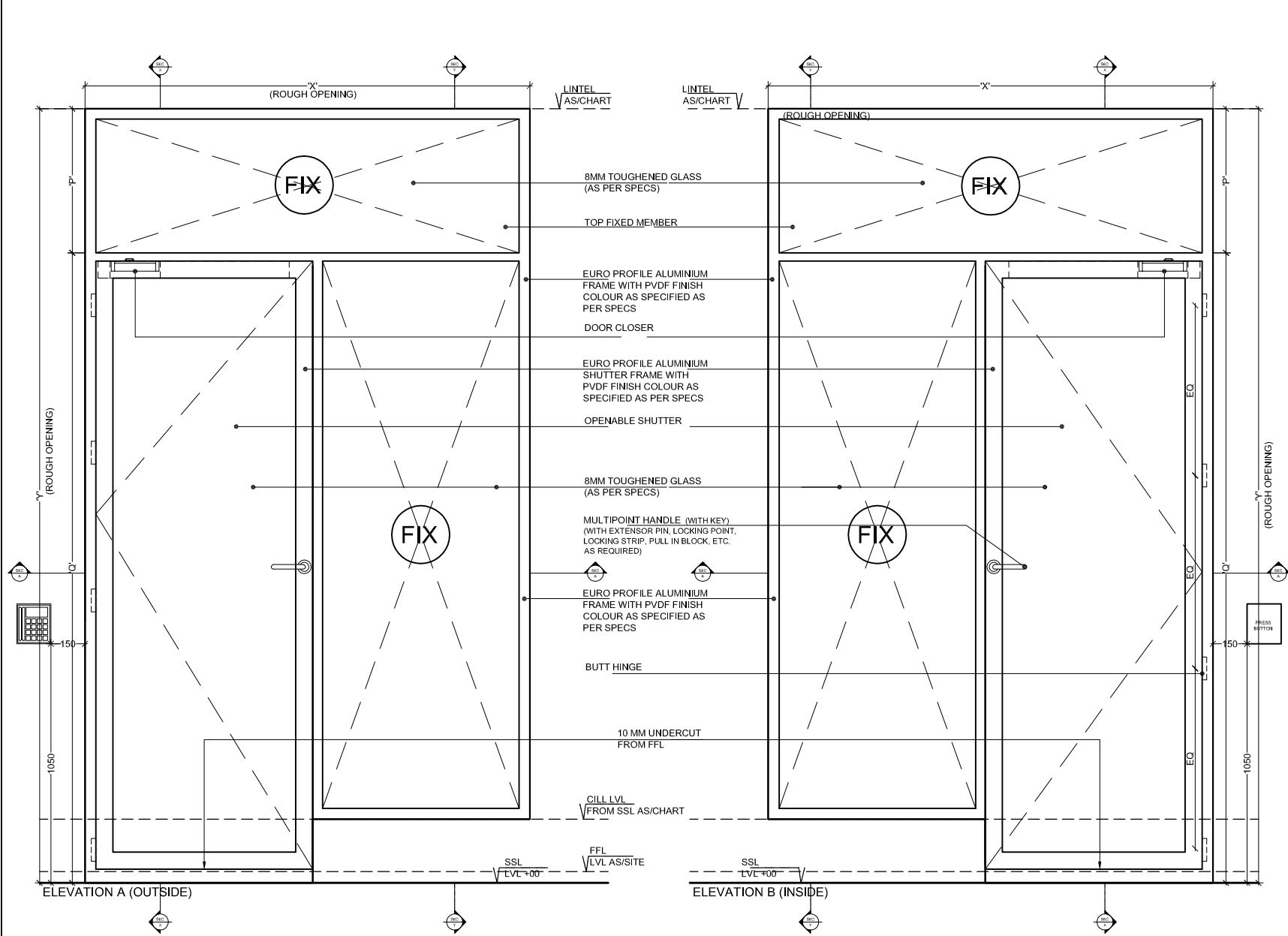
Job Title
IISER TIRUPATI CAMPUS

Drawing Title
**TYPICAL ALU DOOR AND
HARDWARE DETAIL FOR DOOR
TYPE D11 AND VARIATIONS**

Document Release Type
TENDER

Scale AS PER DRAWING	Drawing No. TYP-AR-1031-D11
Drawn by 04.01.2019 AS	Revision No. R0
Checked by VB	

AUTHORITY:



TYPICAL DOOR: DW02
DW - DOOR & FIXED WINDOW - ALU
- 8 MM GLASS - PVDF-RFID

NOTES

- Dimensions are not to be scaled.

- All Dimensions are in Millimeters unless stated otherwise.

- All Levels are in Millimeters and relate to Datum level.

- The contractor shall verify all dimensions, details, specifications & site conditions & shall report any error, omission and/or anomaly to the Campus Designer before commencement of work.

- For construction purposes, the dimensions shall not be measured directly of the drawings. The drawings shall not be used for construction until they are issued for construction.

- These drawings are to be read in co-ordination with HVAC, Electrical, Plumbing drawings & all relevant sections of specifications..

- All shop drawings should be provided to the Designer for approval.

NOTE:

ALL PLANS IN THE DRAWING ARE GENERAL PLANS FOR DETAIL PURPOSES ONLY. PLEASE REFER THE ARCHITECTURAL PLANS AND LAYOUTS FOR INDIVIDUAL BUILDINGS.

REFER WINDOW CONCRETE CILL DETAILS

REFER DOOR THRESHOLD DETAILS

ISSUES		
DATE	REVISION	DESCRIPTION

1. SHUTTERING DRAWING TO BE PROVIDED TO THE CAMPUS DESIGNER FOR APPROVAL.

2. VENDORS TO PROVIDE SHOP DRAWINGS FOR THE APPROVAL FROM THE CAMPUS DESIGNER

CLIENTS:

INDIAN INSTITUTE OF SCIENCE EDUCATION & RESEARCH (IISER) TIRUPATI

Permanent Campus: Jagannalli, Yerpedu - Kalahasti Main Road, Tirupati, A.P.

Transit Campus: Sree Rama Engineering College Building, Karakambadi Road, Mangalam, Tirupati, A.P. 517507

ARCHITECTS:

ARCOP ASSOCIATES PVT. LTD.

A-15, Pamposh Enclave, G.K. 1

New Delhi 110048

Phone : 011 - 26442050

Architect's Signature

Client's Signature

Job Title

IISER TIRUPATI CAMPUS

Drawing Title

TYPICAL ALU DOOR AND

HARDWARE DETAIL FOR DOOR

TYPE DW02 AND VARIATIONS

Document Release Type

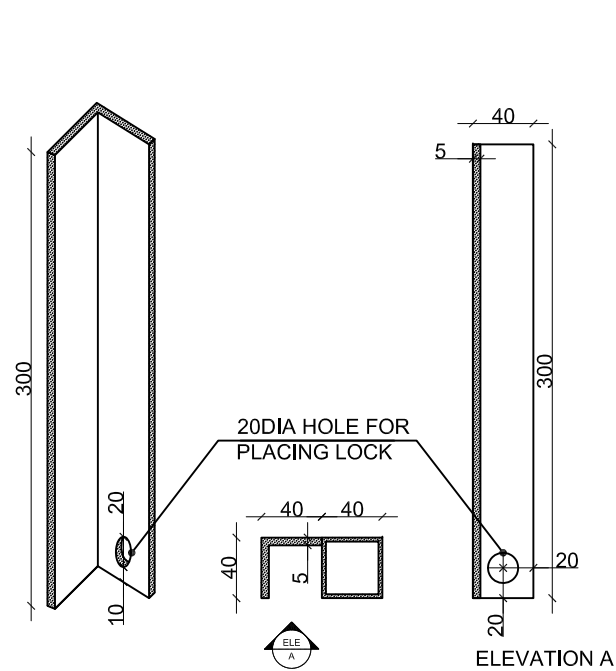
TENDER

Scale	Drawing No.
AS PER DRAWING	
04.01.2019	TYP-AR-1034-DW02
Drawn by	
AS	Revision No.
Checked by	
VB	R0

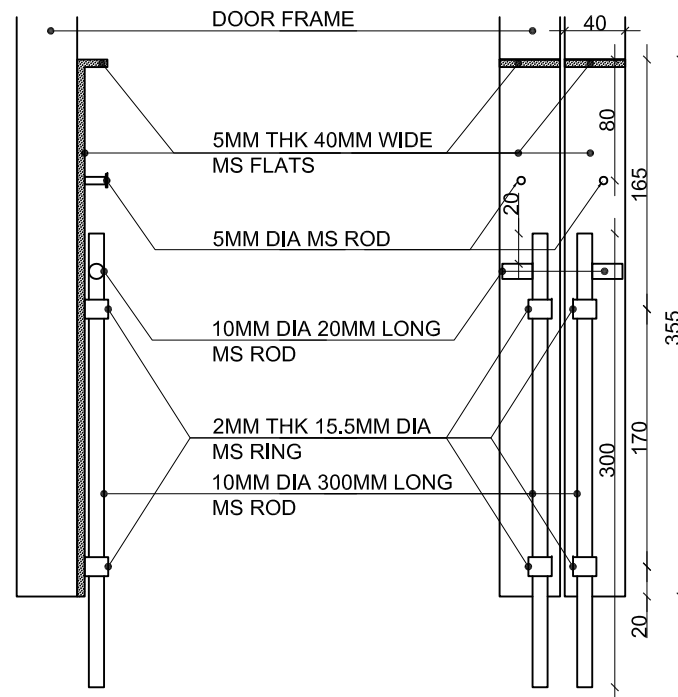
AUTHORITY:

--	--	--

DATE: 04.01.2019



DETAIL MW1
SCALE 1:2



DETAIL MW2
SCALE 1:2

FINISHED WALL
(AS PER ARCHITECTURE)

40X80MM MS RHS
(3.2MM THK MIN)(AS PER SPECS)

5MM THK 40X20MM WIDE MS ANGLE
(AS PER SPECS)

40X40MM MS SHS
(2.9MM THK MIN)(AS PER SPECS)

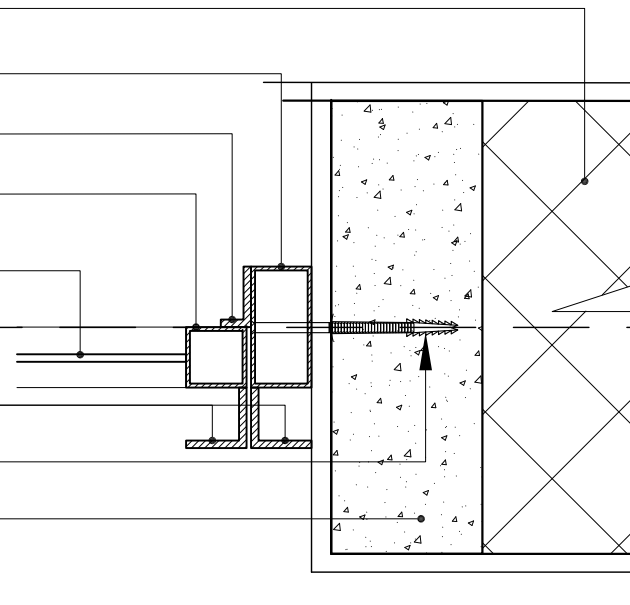
2MMTHK 90MM MS FLATS AS
LOUVERS AT 100 C/C(AS PER DETAIL)

CENTER LINE FOR
DOOR JAMB FIXING

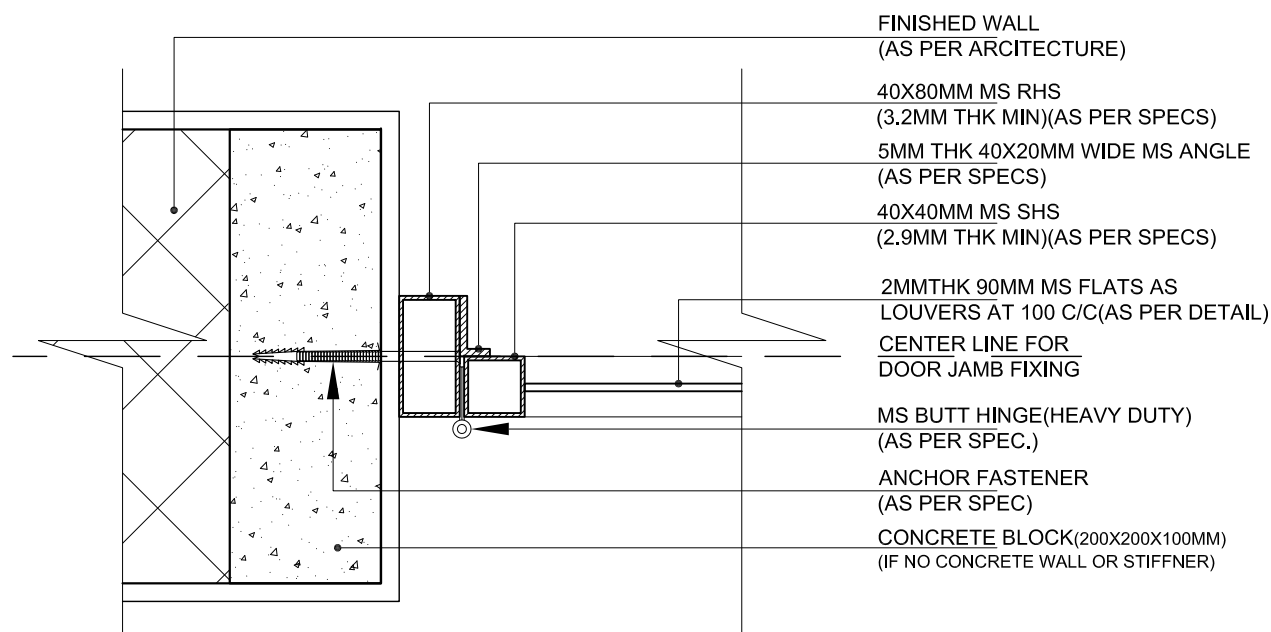
MS HANDLE 40X40MM WIDE MS ANGLE
(2 NOS.)(5MM THK)(FABRICATED)

ANCHOR FASTENER
(AS PER SPEC)

CONCRETE BLOCK(200X200X100MM)
(IF NO CONCRETE WALL OR STIFFNER)



DETAIL MW4
SCALE 1:2



DETAIL MW3
SCALE 1:2

FINISHED WALL
(AS PER ARCHITECTURE)

40X80MM MS RHS
(3.2MM THK MIN)(AS PER SPECS)

5MM THK 40X20MM WIDE MS ANGLE
(AS PER SPECS)

40X40MM MS SHS
(2.9MM THK MIN)(AS PER SPECS)

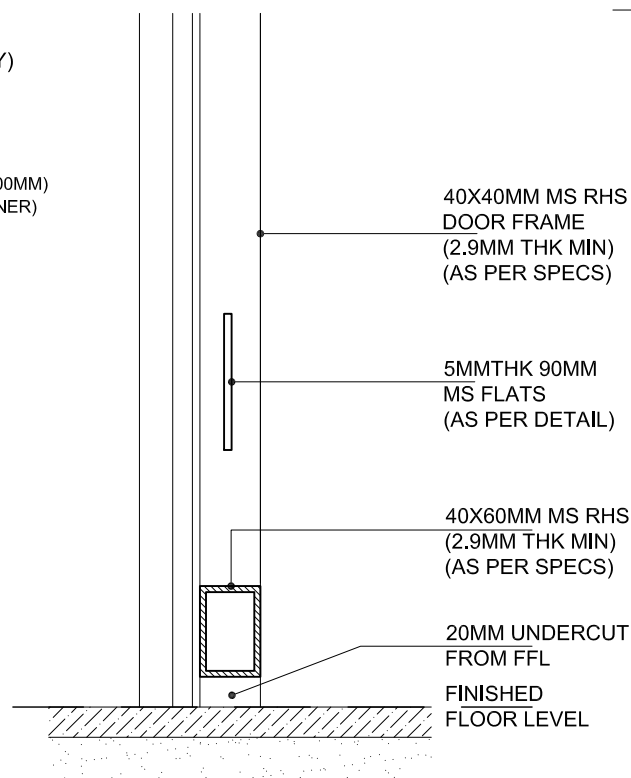
2MMTHK 90MM MS FLATS AS
LOUVERS AT 100 C/C(AS PER DETAIL)

CENTER LINE FOR
DOOR JAMB FIXING

MS BUTT HINGE(HEAVY DUTY)
(AS PER SPEC.)

ANCHOR FASTENER
(AS PER SPEC)

CONCRETE BLOCK(200X200X100MM)
(IF NO CONCRETE WALL OR STIFFNER)



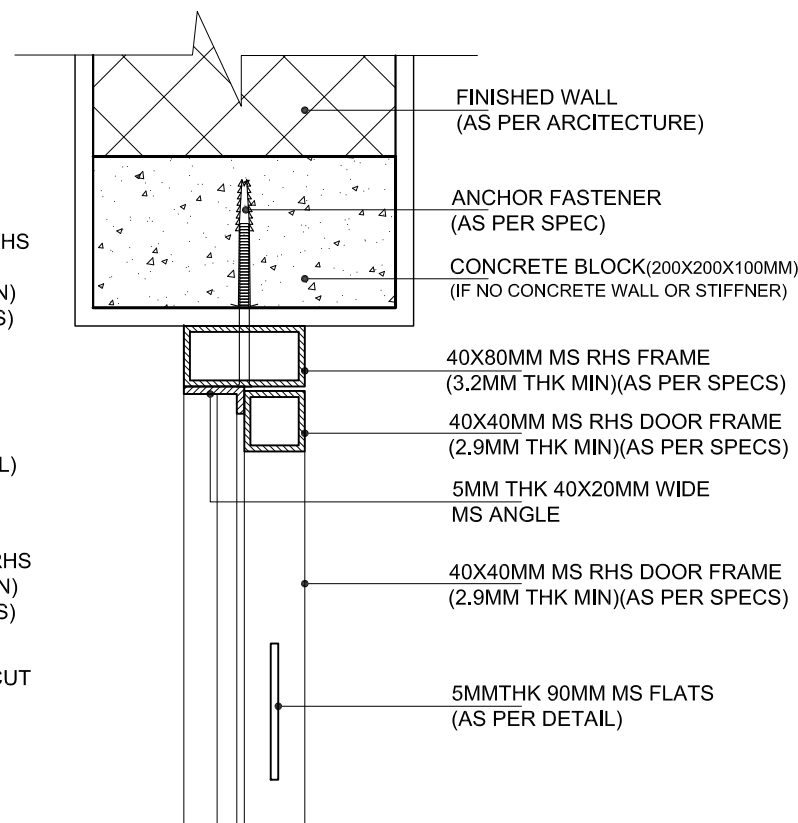
DETAIL MW5
SCALE 1:2

40X40MM MS RHS
DOOR FRAME
(2.9MM THK MIN)
(AS PER SPECS)

5MMTHK 90MM
MS FLATS
(AS PER DETAIL)

40X60MM MS RHS
(2.9MM THK MIN)
(AS PER SPECS)

20MM UNDERCUT
FROM FFL
FINISHED
FLOOR LEVEL



FINISHED WALL
(AS PER ARCHITECTURE)

ANCHOR FASTENER
(AS PER SPEC)

CONCRETE BLOCK(200X200X100MM)
(IF NO CONCRETE WALL OR STIFFNER)

40X80MM MS RHS FRAME
(3.2MM THK MIN)(AS PER SPECS)

40X40MM MS RHS DOOR FRAME
(2.9MM THK MIN)(AS PER SPECS)

5MM THK 40X20MM WIDE
MS ANGLE

40X40MM MS RHS DOOR FRAME
(2.9MM THK MIN)(AS PER SPECS)

5MMTHK 90MM MS FLATS
(AS PER DETAIL)

NOTES

- Dimensions are not to be scaled.
- All Dimensions are in Millimeters unless stated otherwise.
- All Levels are in Millimeters and relate to Datum level.
- The contractor shall verify all dimensions, details, specifications & site conditions & shall report any error, omission and/or anomaly to the Campus Designer before commencement of work.
- For construction purposes, the dimensions shall not be measured directly of the drawings. The drawings shall not be used for construction until they are issued for construction.
- These drawings are to be read in co-ordination with HVAC, Electrical, Plumbing drawings & all relevant sections of specifications.
- All shop drawings should be provided to the Designer for approval.

NOTE:

ALL PLANS IN THE DRAWING ARE GENERAL PLANS FOR DETAIL PURPOSES ONLY. PLEASE REFER THE ARCHITECTURAL PLANS AND LAYOUTS FOR INDIVIDUAL BUILDINGS.

REFER WINDOW CONCRETE CILL DETAILS
REFER DOOR THRESHOLD DETAILS

ISSUES

DATE	REVISION	DESCRIPTION

1. SHUTTERING DRAWING TO BE PROVIDED TO THE CAMPUS DESIGNER FOR APPROVAL.
2. VENDORS TO PROVIDE SHOP DRAWINGS FOR THE APPROVAL FROM THE CAMPUS DESIGNER

ARCHITECTS:
ARCOP ASSOCIATES PVT. LTD.
A-15, Pampathi Enclave, G.K. 1
New Delhi 110048
Phone : 011 - 26442050

Architect's Signature Client's Signature

Job Title
ISER TIRUPATI CAMPUS

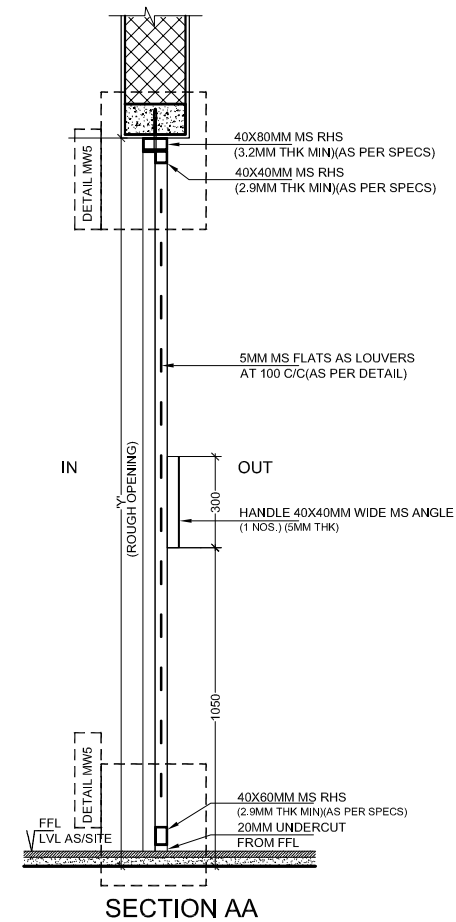
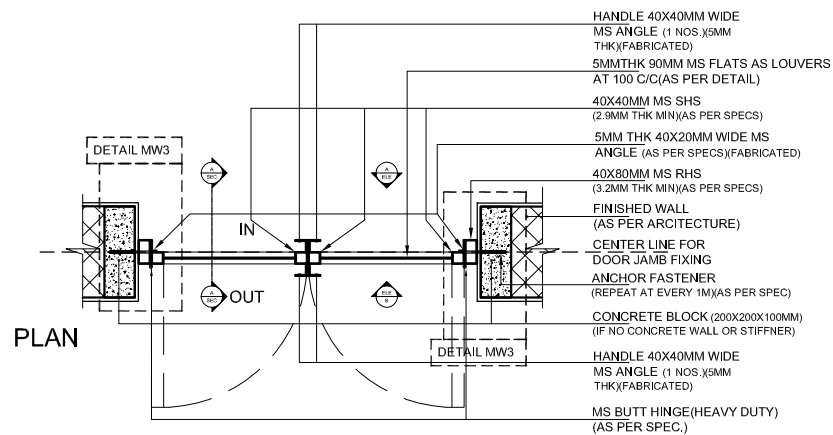
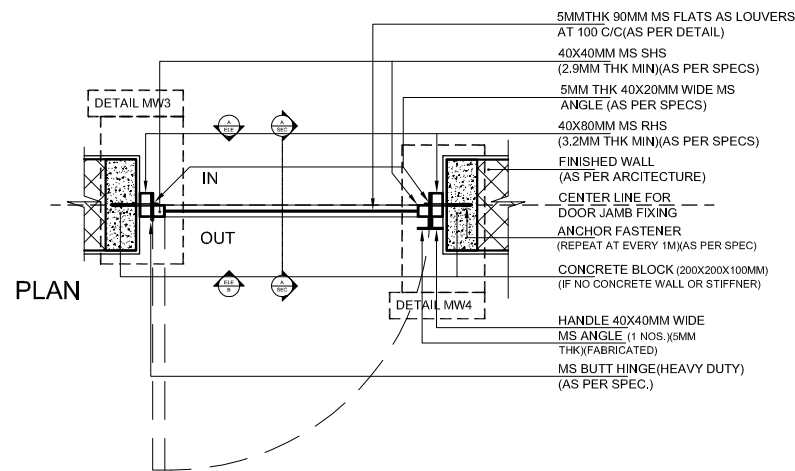
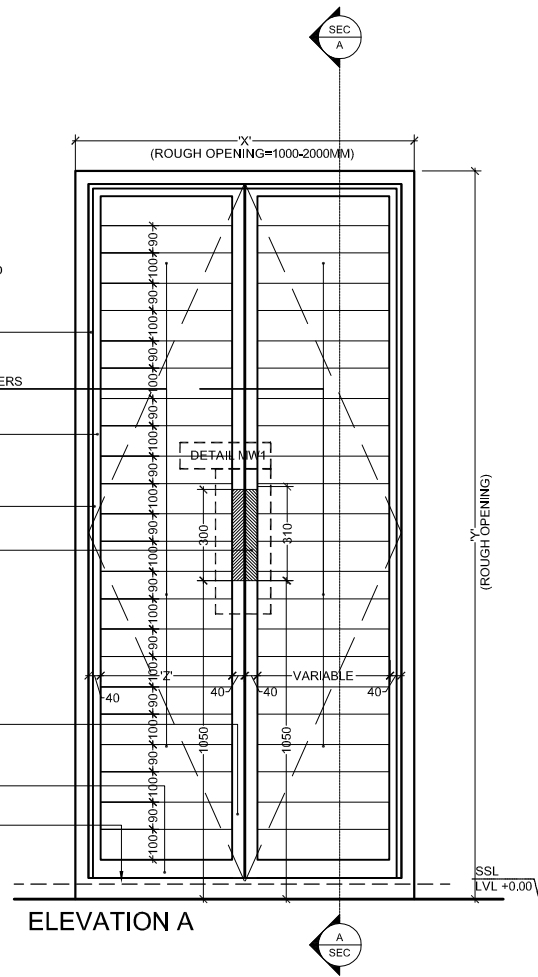
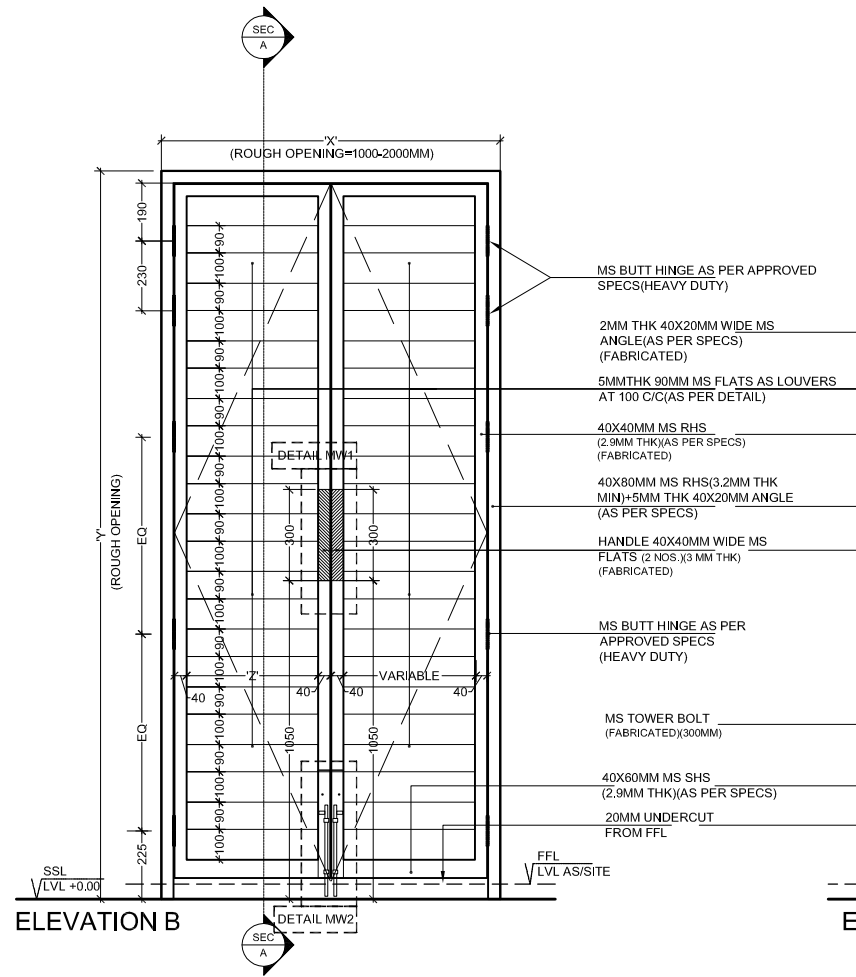
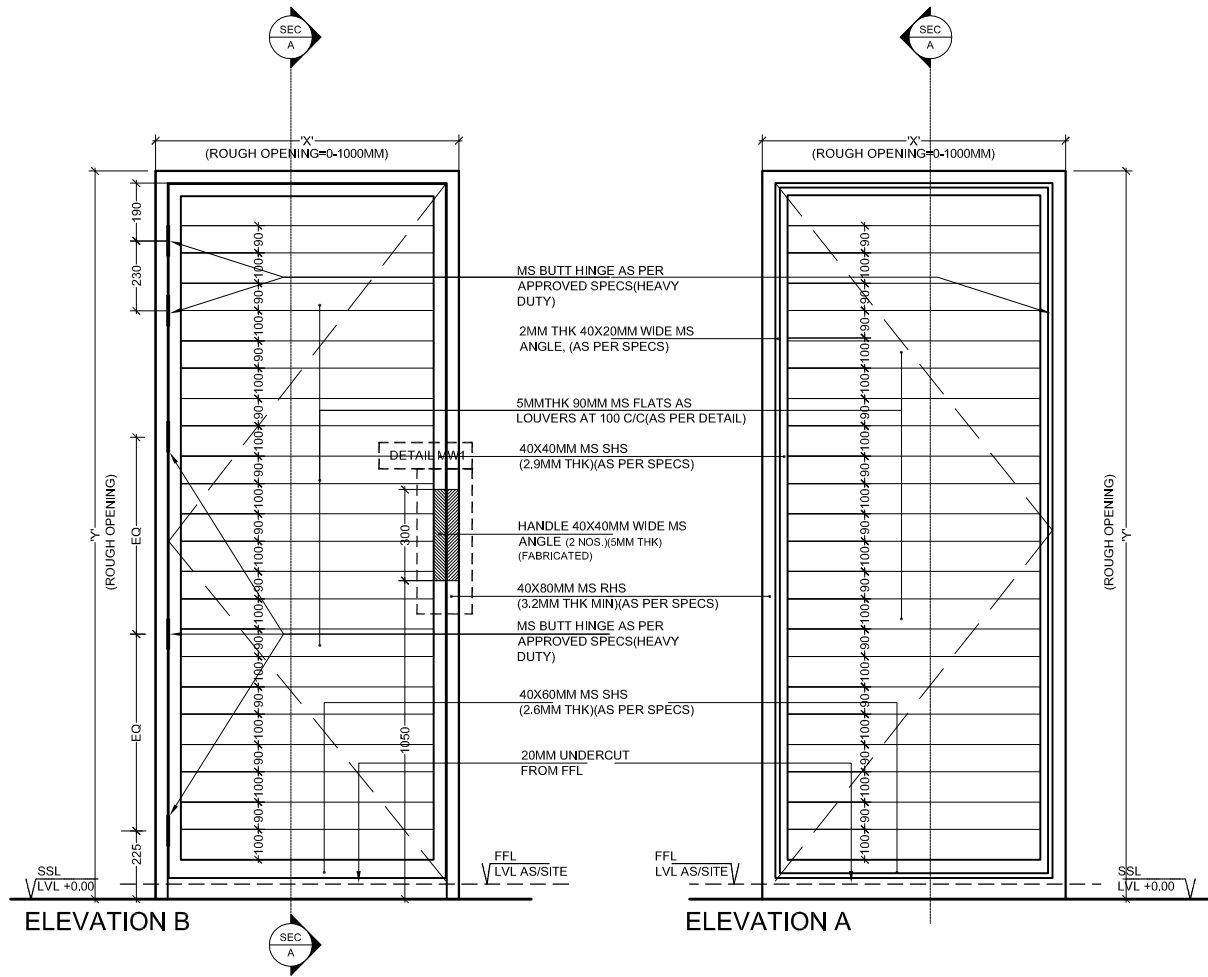
Drawing Title
MS GRILL TYPICAL JOINERY DETAIL

Document Release Type
TENDER

Scale AS PER DRAWING	Drawing No. TYP-AR-1060
04.01.2019	
Drawn by AS	Checked by VB
Revision No. R0	

AUTHORITY:

--	--	--



TYPICAL DOOR: GR1
MS GRILL WITH FRAME - PAINT

NOTES

- Dimensions are not to be scaled.
- All Dimensions are in Millimeters unless stated otherwise.
- All Levels are in Millimeters and relate to Datum level.
- The contractor shall verify all dimensions, details, specifications & site conditions & shall report any error, omission and/or anomaly to the Campus Designer before commencement of work.
- For construction purposes, the dimensions shall not be measured directly of the drawings. The drawings shall not be used for construction until they are issued for construction.
- These drawings are to be read in co-ordination with HVAC, Electrical, Plumbing drawings & all relevant sections of specifications..
- All shop drawings should be provided to the Designer for approval.

NOTE:

ALL PLANS IN THE DRAWING ARE GENERAL PLANS FOR DETAIL PURPOSES ONLY. PLEASE REFER THE ARCHITECTURAL PLANS AND LAYOUTS FOR INDIVIDUAL BUILDINGS.

REFER WINDOW CONCRETE CILL DETAILS
REFER DOOR THRESHOLD DETAILS

ISSUES		
DATE	REVISION	DESCRIPTION

1. SHUTTERING DRAWING TO BE PROVIDED TO THE CAMPUS DESIGNER FOR APPROVAL.
2. VENDORS TO PROVIDE SHOP DRAWINGS FOR THE APPROVAL FROM THE CAMPUS DESIGNER

CLIENTS:
INDIAN INSTITUTE OF SCIENCE EDUCATION & RESEARCH (IISER) TIRUPATI
Permanent Campus: Jagannall, Yerpedu - Kalahasti Mah Road, Tirupati, A.P.
Transit Campus: Sree Rama Engineering College Building, Karakambadi Road, Mangalam, Tirupati, A.P. 517507

ARCHITECTS:
ARCO ASSOCIATES PVT. LTD.,
A-15, Pamposh Enclave, G.K. 1
New Delhi 110048
Phone : 011 - 26442050

Architect's Signature _____ Client's Signature _____

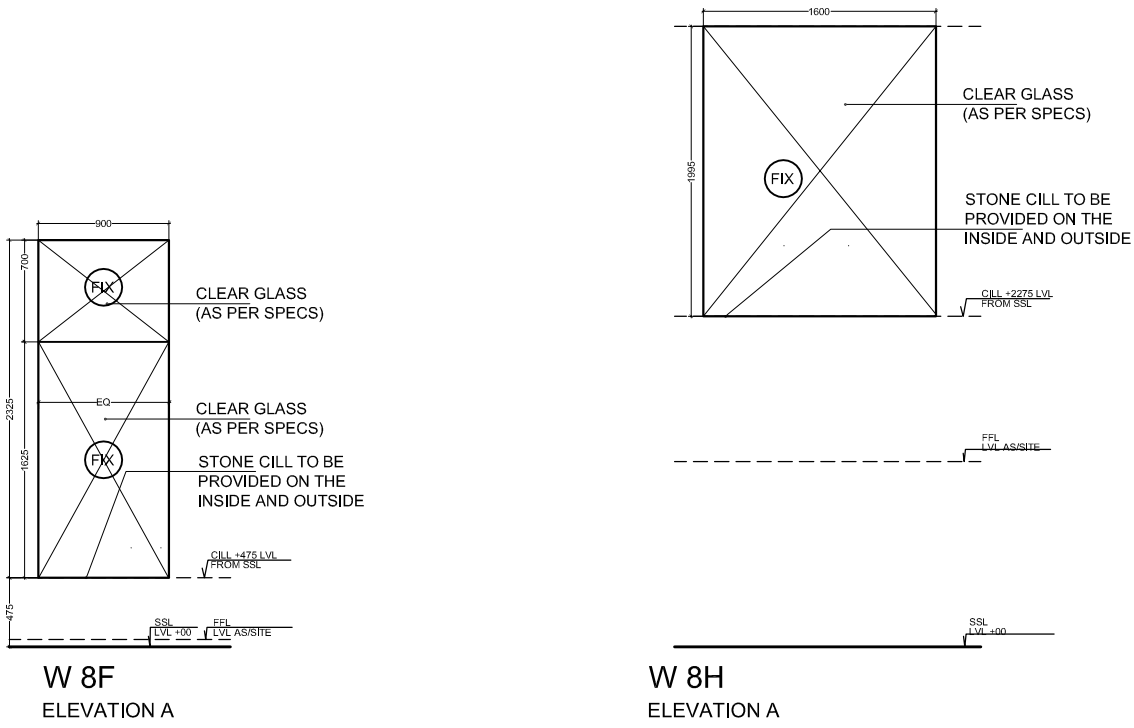
Job Title
IISER TIRUPATI CAMPUS

Drawing Title
**TYPICAL MS GRILL & HARDWARE
DETAIL FOR GRILL TYPE GR1 AND
VARIATIONS**

Document Release Type
TENDER

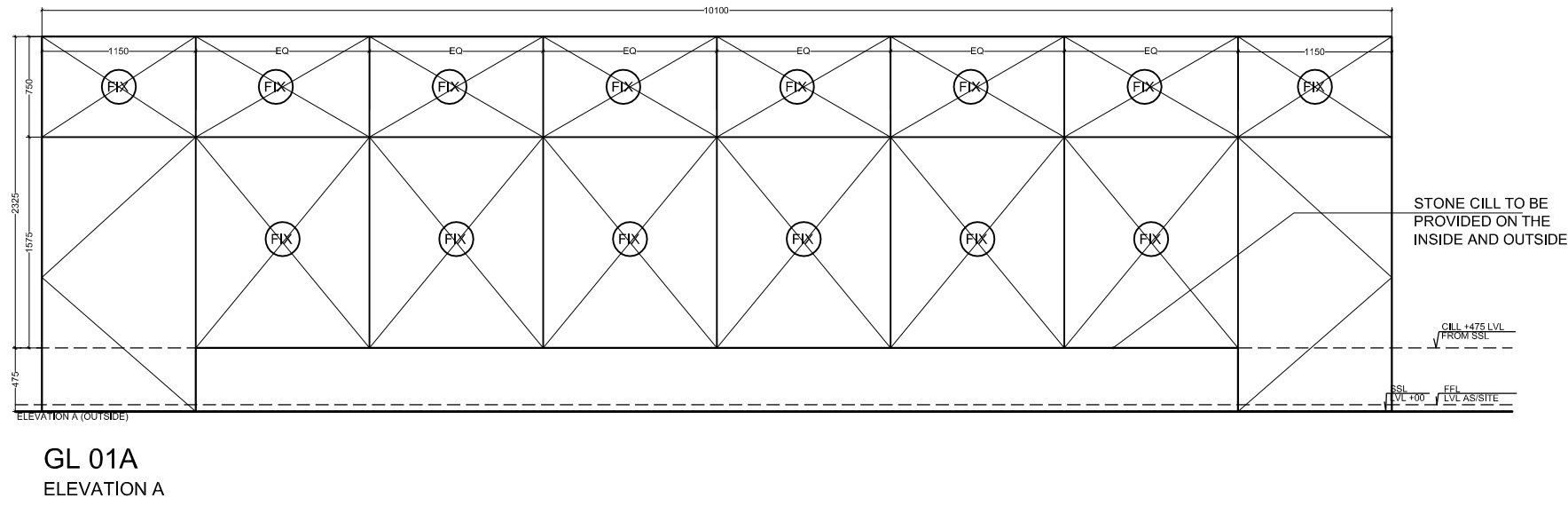
Scale AS PER DRAWING	Drawing No. TYP-AR-1061-GR1
04.01.2019	
Drawn by AS	Revision No. R0
Checked by VB	

AUTHORITY:

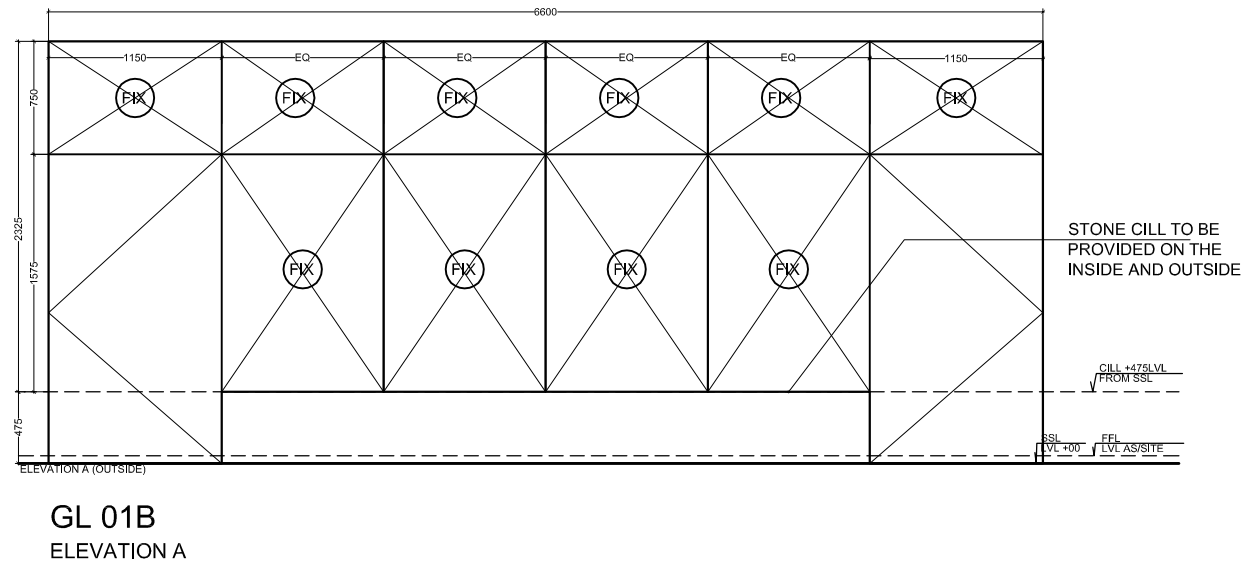


W 8F
ELEVATION A

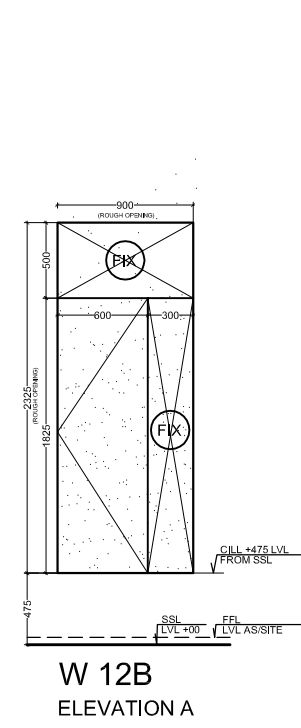
W 8H
ELEVATION A



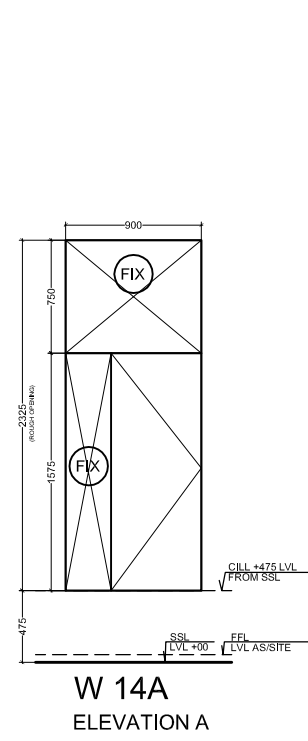
GL 01A
ELEVATION A



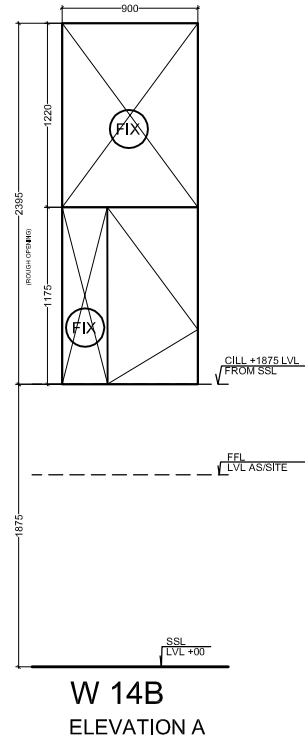
GL 01B
ELEVATION A



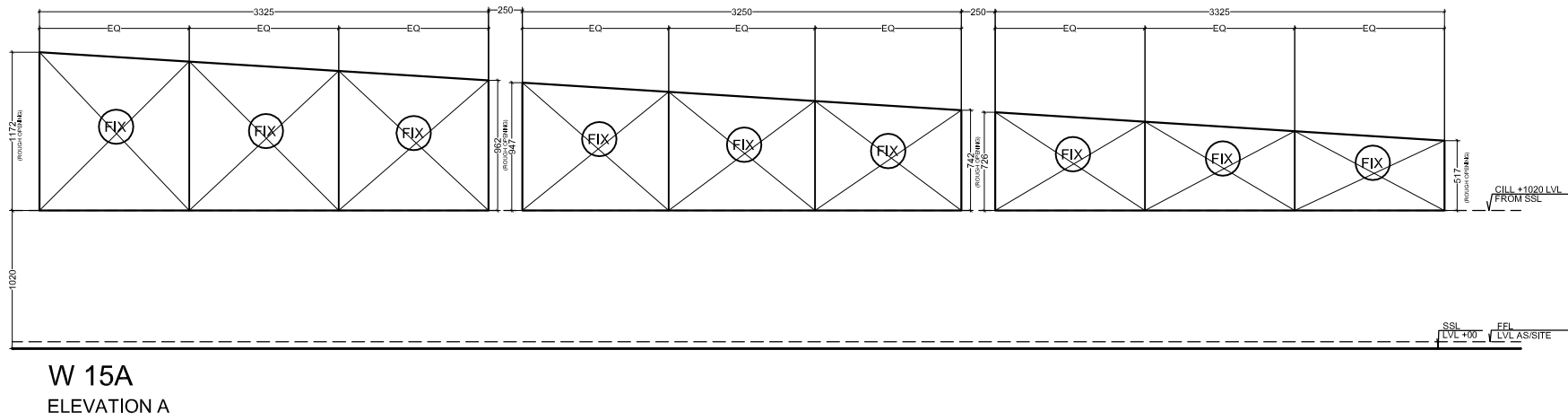
W 12B
ELEVATION A



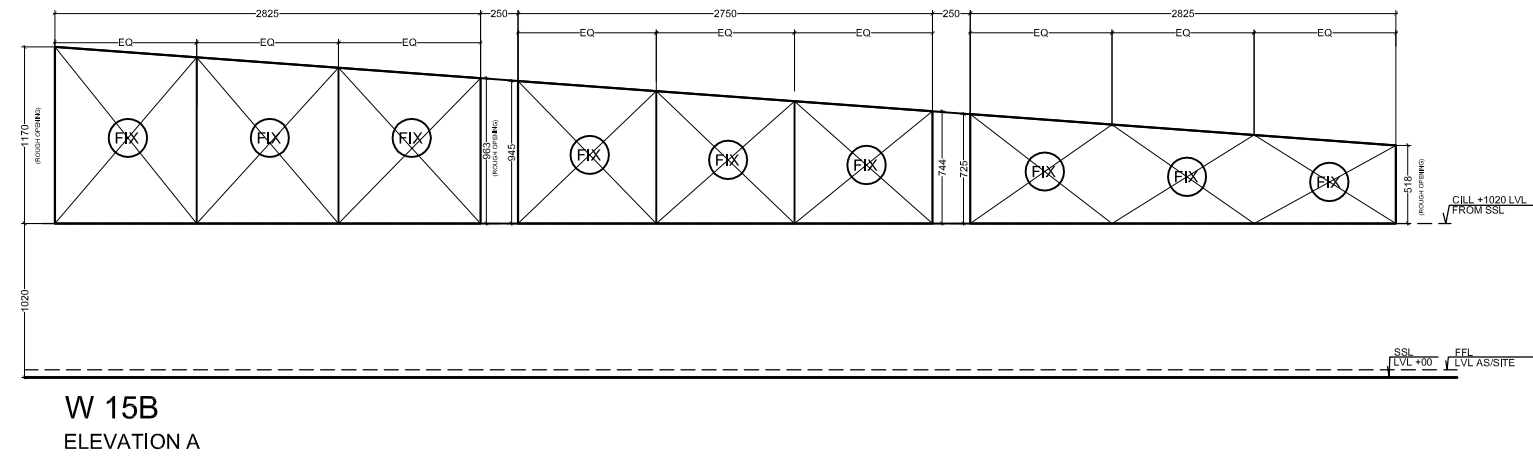
W 14A
ELEVATION A



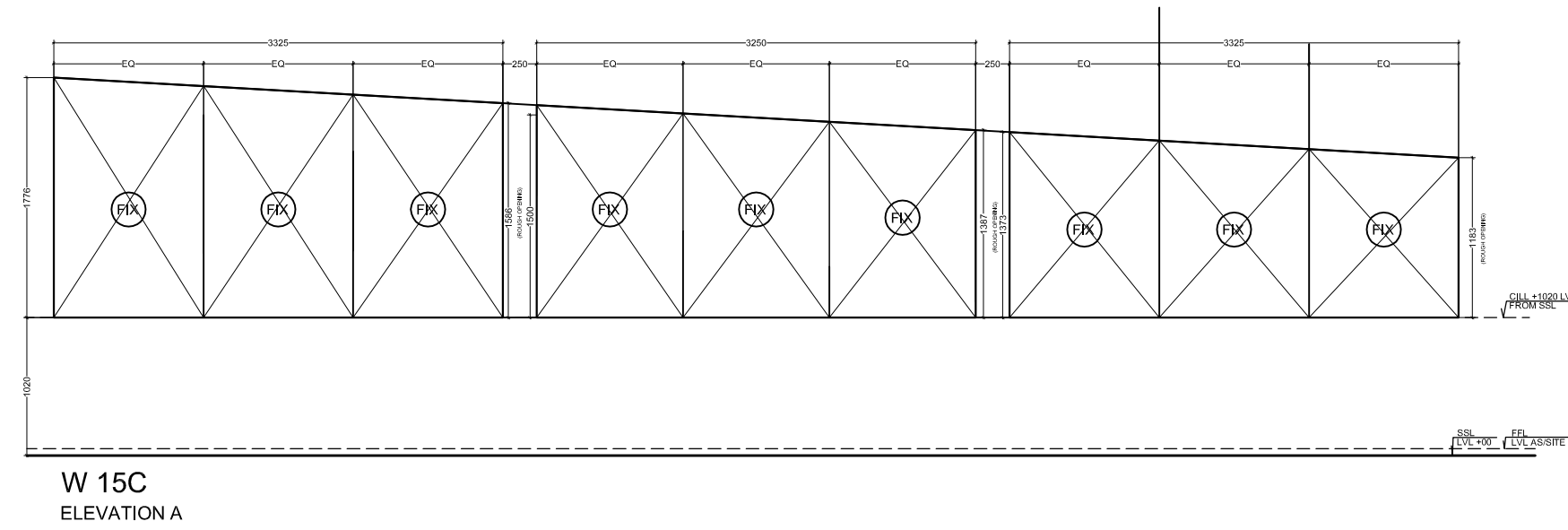
W 14B
ELEVATION A



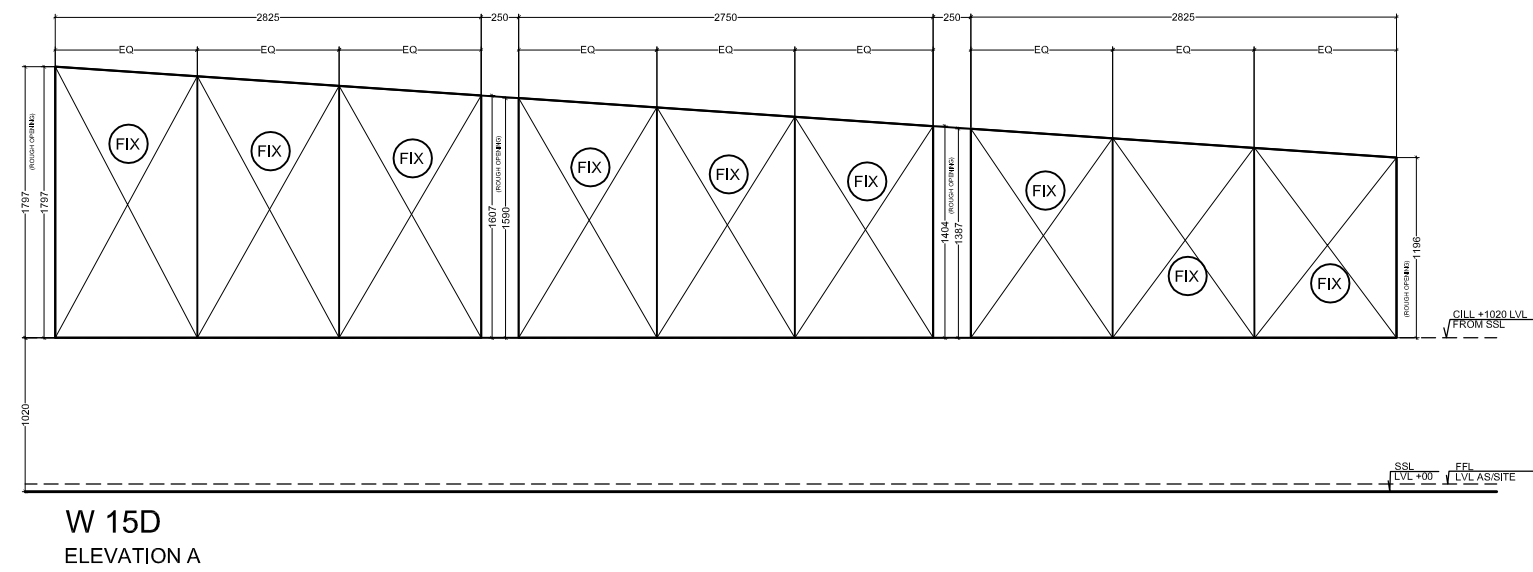
W 15A
ELEVATION A



W 15B
ELEVATION A



W 15C
ELEVATION A



W 15D
ELEVATION A

NOTES

- Dimensions are not to be scaled.
- All Dimensions are in Millimeters unless stated otherwise.
- All Levels are in Millimeters and relate to Datum level.
- The contractor shall verify all dimensions, details specifications & site conditions & shall report any error, omission and/or anomaly to the Campus Designer before commencement of work.
- For construction purposes, the dimensions shall not be measured directly of the drawings. The drawings shall not be used for construction until they are issued for construction.
- These drawings are to be read in co-ordination with HVAC, Electrical, Plumbing drawings & all relevant sections of specifications.
- All shop drawings should be provided to the Campus Designer for approval.

REFER WINDOW CONCRETE CILL DETAILS
REFER DOOR THRESHOLD DETAILS

ISSUES		
DATE	REVISION	DESCRIPTION

1. SHUTTERING DRAWING TO BE PROVIDED TO THE CAMPUS DESIGNER FOR APPROVAL.
2. WINDOW TO PROVIDE SHOP DRAWINGS FOR THE APPROVAL FROM THE CAMPUS DESIGNER

CLIENT:
INDIAN INSTITUTE OF SCIENCE EDUCATION & RESEARCH (IISER) TRIPATI
Perumangalam Campus, Palanganthi, Tripati - 641661, Tamil Nadu, India
Tamil Nadu State Engineering College Building, Kankarabadi Road, Mangalam,
Tripati, Andhra Pradesh

ARCHITECTS:
ARCOP ASSOCIATES PVT. LTD.
4th Floor, Parkview Building, G-1, 1
New Delhi 110048
Phone: +91 11 26442000

Architect's Signature

Client's Signature

Job Title
IISER TRIPATI CAMPUS

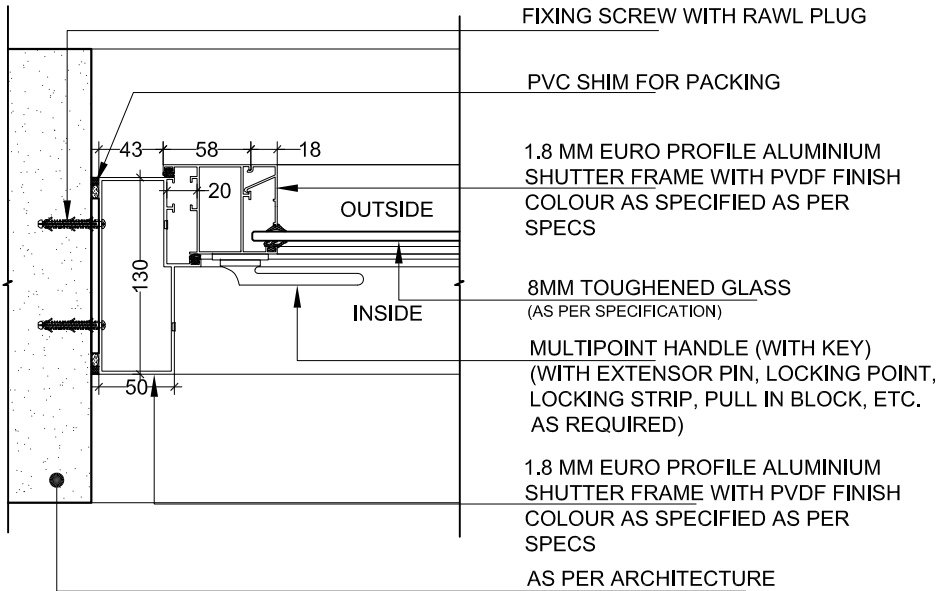
Drawing Title
MASTER SCHEDULE OF WINDOW-PEB

Document Release Type
TENDER

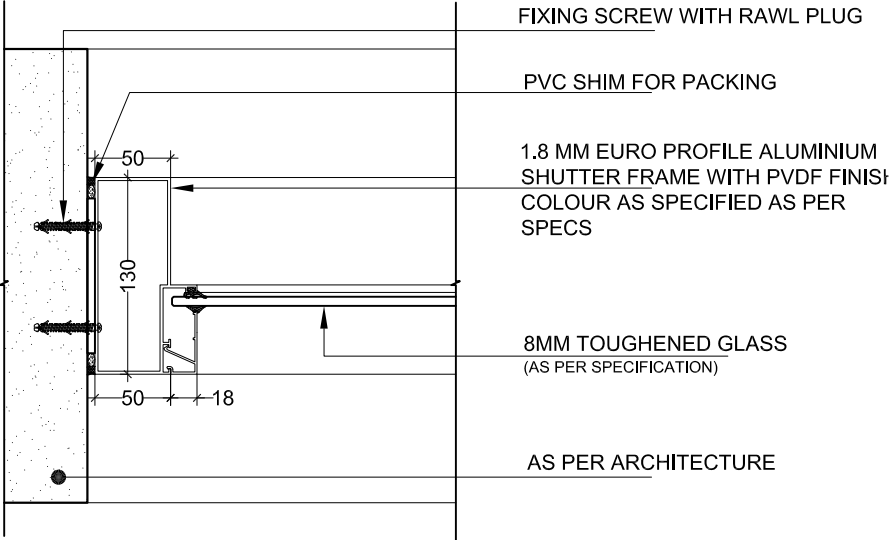
Scale 1:50 ON A1 SHEET	Drawing No. BLD-AR- 005B
Drawn by AS	Revision No. R0
Checked by VB	

AUTHORITY:

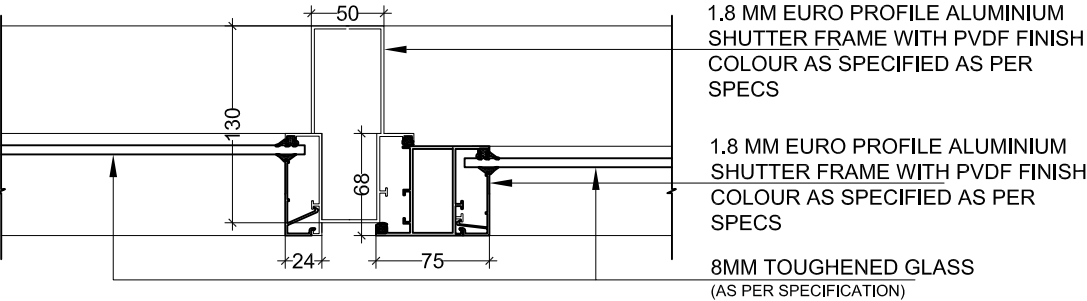
FOR 8MM GLASS



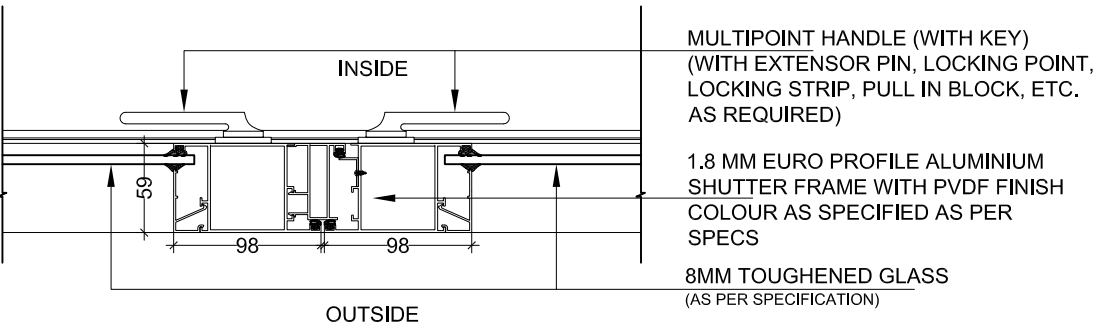
DETAIL-E1
SCALE-1:5



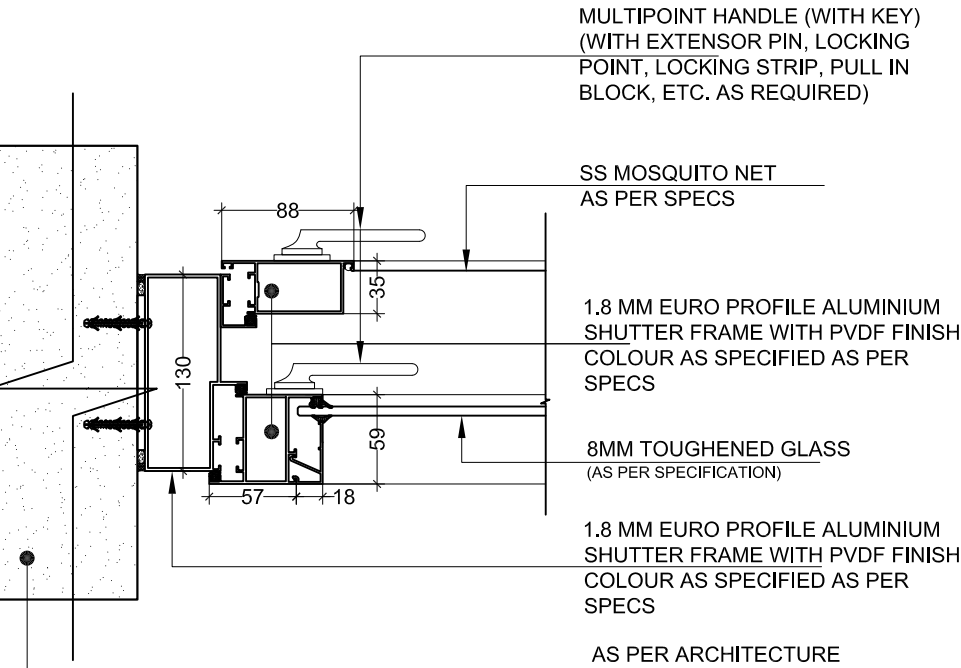
DETAIL-E2
SCALE-1:5



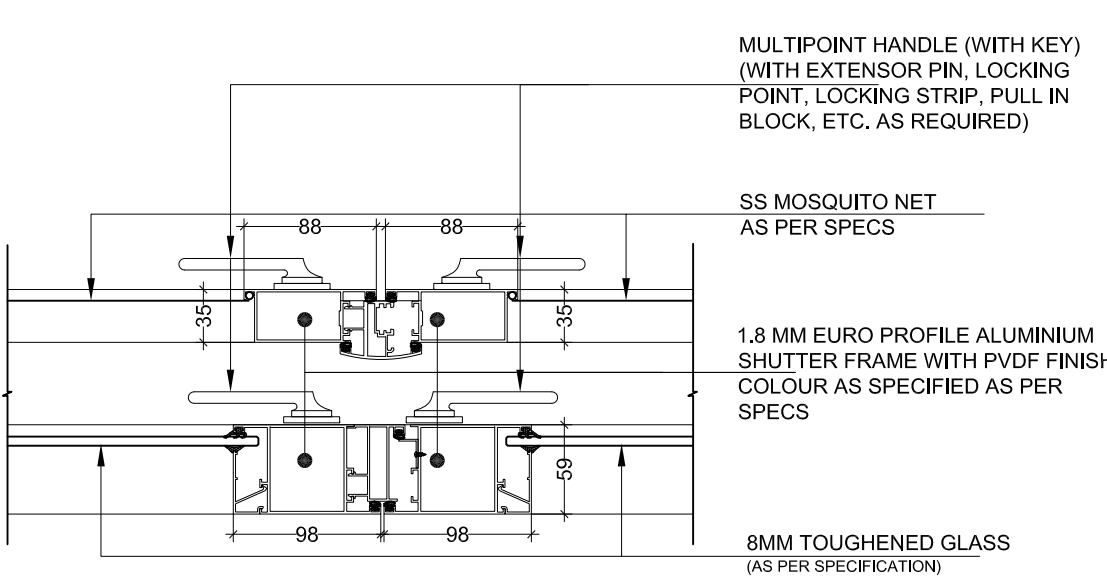
DETAIL-E3
SCALE-1:5



DETAIL-E4
SCALE-1:5



DETAIL-E5
SCALE-1:5



DETAIL-E6
SCALE-1:5

NOTES

- Dimensions are not to be scaled.
- All Dimensions are in Millimeters unless stated otherwise.
- All Levels are in Millimeters and relate to Datum level.
- The contractor shall verify all dimensions, details, specifications & site conditions & shall report any error, omission and/or anomaly to the Campus Designer before commencement of work.
- For construction purposes, the dimensions shall not be measured directly of the drawings. The drawings shall not be used for construction until they are issued for construction.
- These drawings are to be read in co-ordination with HVAC, Electrical, Plumbing drawings & all relevant sections of specifications.
- All shop drawings should be provided to the Designer for approval.

NOTE:

ALL PLANS IN THE DRAWING ARE GENERAL PLANS FOR DETAIL PURPOSES ONLY. PLEASE REFER THE ARCHITECTURAL PLANS AND LAYOUTS FOR INDIVIDUAL BUILDINGS.

REFER WINDOW CONCRETE CILL DETAILS
REFER DOOR THRESHOLD DETAILS

ISSUES		
DATE	REVISION	DESCRIPTION

1. SHUTTERING DRAWING TO BE PROVIDED TO THE CAMPUS DESIGNER FOR APPROVAL.
2. VENDORS TO PROVIDE SHOP DRAWINGS FOR THE APPROVAL FROM THE CAMPUS DESIGNER

ARCHITECTS:
ARCOP ASSOCIATES PVT. LTD.
A-15, Pampathi Enclave, G.K. 1
New Delhi 110048
Phone : 011 - 26442050

CLIENTS:
INDIAN INSTITUTE OF SCIENCE EDUCATION & RESEARCH (ISER) TIRUPATI
Permanent Campus: Jagampalli, Yerpedu - Kalahasti Main Road, Tirupati, A.P.
Transit Campus: Sree Rama Engineering College Building, Karakambadi Road, Mangalam, Tirupati, A.P. 517507

Architect's Signature Client's Signature

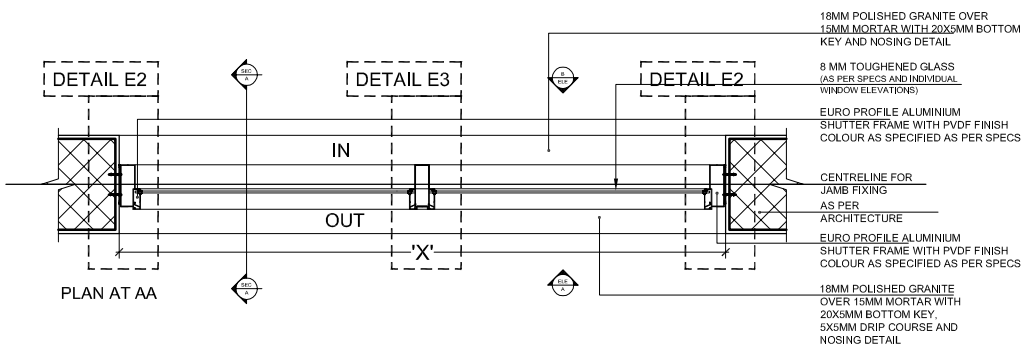
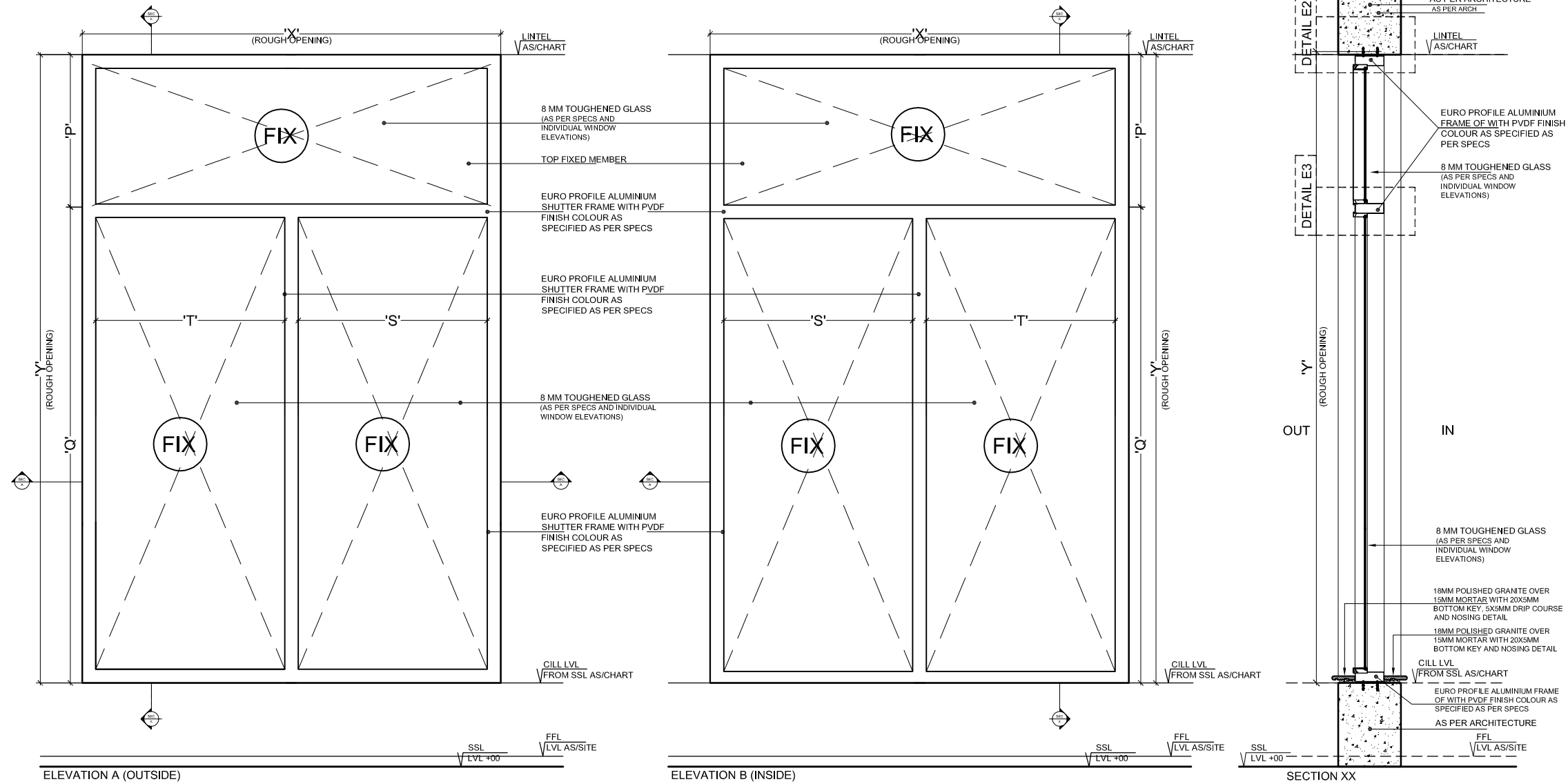
Job Title
ISER TIRUPATI CAMPUS

Drawing Title
ALUMINIUM WINDOW TYPICAL JOINERY DETAILS

Document Release Type
TENDER

Scale AS PER DRAWING	Drawing No. TYP-AR-1100
Drawn by AS	Revision No. R0
Checked by VB	

AUTHORITY:



NOTES

- Dimensions are not to be scaled.
- All Dimensions are in Millimeters unless stated otherwise.
- All Levels are in Millimeters and relate to Datum level.
- The contractor shall verify all dimensions, details, specifications & site conditions & shall report any error, omission and/or anomaly to the Campus Designer before commencement of work.
- For construction purposes, the dimensions shall not be measured directly of the drawings. The drawings shall not be used for construction until they are issued for construction.
- These drawings are to be read in co-ordination with HVAC, Electrical, Plumbing drawings & all relevant sections of specifications..
- All shop drawings should be provided to the Designer for approval.

NOTE:

ALL PLANS IN THE DRAWING ARE GENERAL PLANS FOR DETAIL PURPOSES ONLY. PLEASE REFER THE ARCHITECTURAL PLANS AND LAYOUTS FOR INDIVIDUAL BUILDINGS.

REFER WINDOW CONCRETE CILL DETAILS
REFER DOOR THRESHOLD DETAILS

ISSUES

DATE	REVISION	DESCRIPTION

1. SHUTTERING DRAWING TO BE PROVIDED TO THE CAMPUS DESIGNER FOR APPROVAL.
2. VENDORS TO PROVIDE SHOP DRAWINGS FOR THE APPROVAL FROM THE CAMPUS DESIGNER

ARCHITECTS:
ARCOP ASSOCIATES PVT. LTD.,
A-15, Pamposh Enclave, G.K. 1
New Delhi 110048
Phone : 011 - 26442050

CLIENTS:
INDIAN INSTITUTE OF SCIENCE EDUCATION & RESEARCH (ISER) TIRUPATI
Permanent Campus: Jaganpalli, Yerpedu - Kalahasti Mah Road, Tirupati, A.P.
Transit Campus: Sree Rama Engineering College Building, Karakambadi Road, Mangalam, Tirupati, A.P. 517507

Architect's Signature Client's Signature

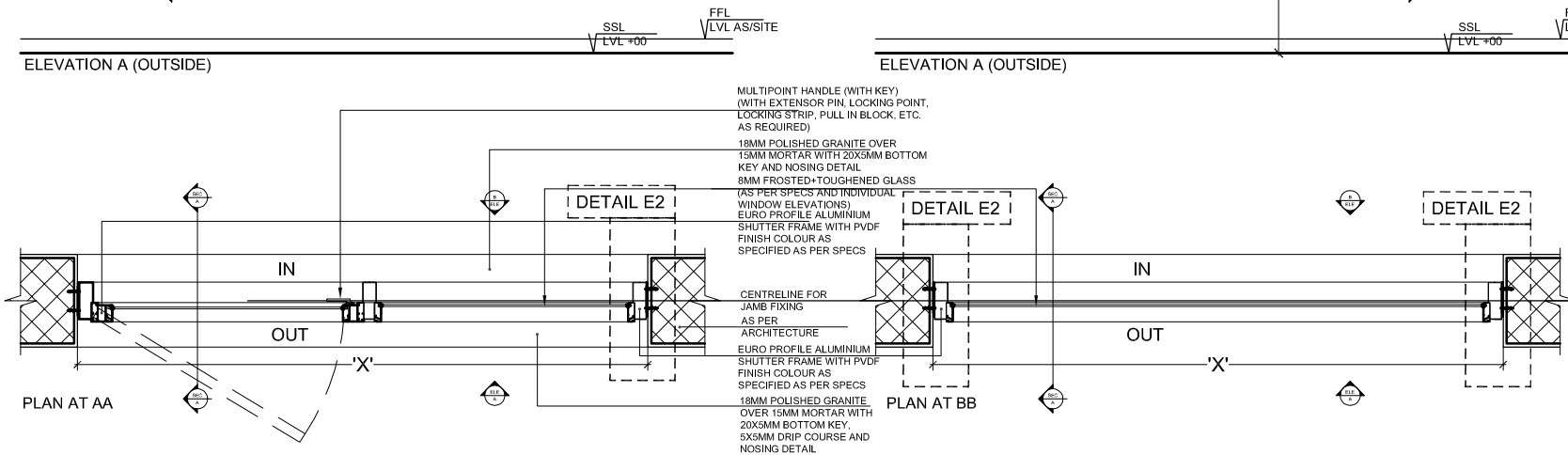
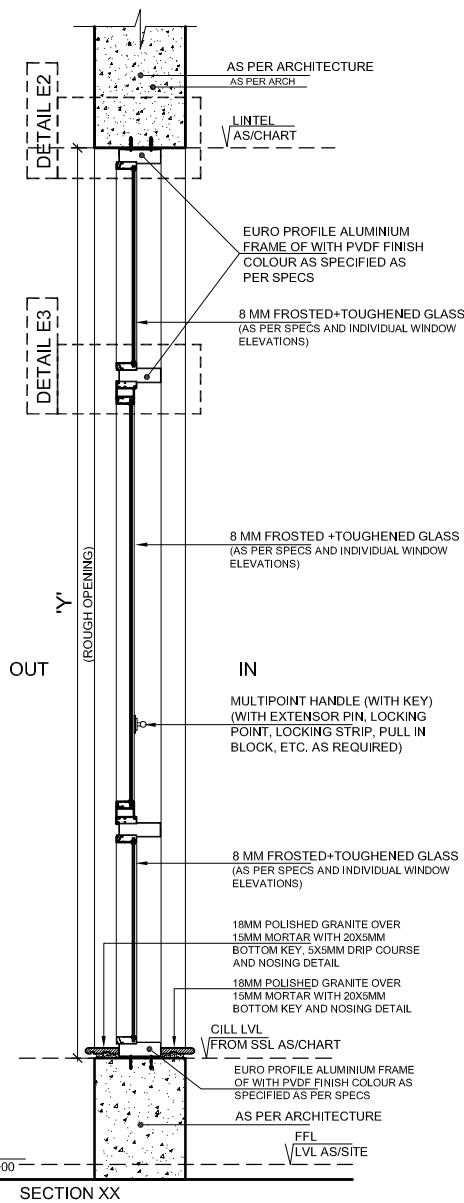
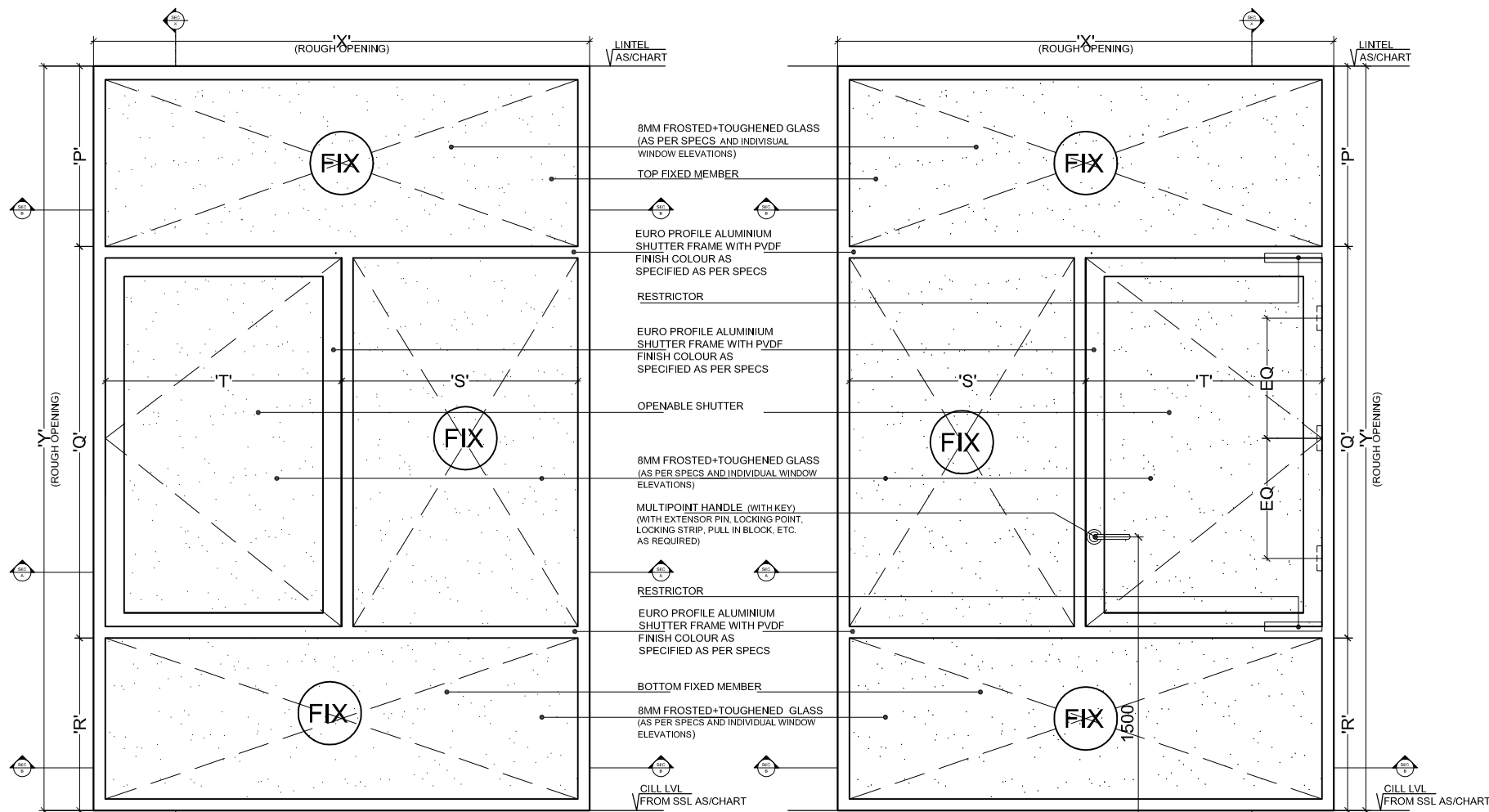
Job Title
ISER TIRUPATI CAMPUS

Drawing Title
**TYPICAL ALU WINDOWS AND
HARDWARE DETAIL FOR WINDOW
TYPE W8 AND VARIATIONS**

Document Release Type
TENDER

Scale AS PER DRAWING	Drawing No. TYP-AR-1106-W8
Drawn by 04.01.2019 AS	Revision No. R0
Checked by VB	

AUTHORITY:



TYPICAL WINDOW: W12
TOILET ALU WIN - SINGLE LEAF + FIXED - 8
MM FROSTED+TOUGHENED GLASS - PVDF

NOTES

- Dimensions are not to be scaled.
- All Dimensions are in Millimeters unless stated otherwise.
- All Levels are in Millimeters and relate to Datum level.
- The contractor shall verify all dimensions, details, specifications & site conditions & shall report any error, omission and/or anomaly to the Campus Designer before commencement of work.
- For construction purposes, the dimensions shall not be measured directly of the drawings. The drawings shall not be used for construction until they are issued for construction.
- These drawings are to be read in co-ordination with HVAC, Electrical, Plumbing drawings & all relevant sections of specifications..
- All shop drawings should be provided to the Designer for approval.

NOTE:
ALL PLANS IN THE DRAWING ARE GENERAL PLANS FOR DETAIL PURPOSES ONLY. PLEASE REFER THE ARCHITECTURAL PLANS AND LAYOUTS FOR INDIVIDUAL BUILDINGS.

REFER WINDOW CONCRETE CILL DETAILS
REFER DOOR THRESHOLD DETAILS

ISSUES		
DATE	REVISION	DESCRIPTION

1. SHUTTERING DRAWING TO BE PROVIDED TO THE CAMPUS DESIGNER FOR APPROVAL.
2. VENDORS TO PROVIDE SHOP DRAWINGS FOR THE APPROVAL FROM THE CAMPUS DESIGNER

ARCHITECTS:
ARCP ASSOCIATES PVT. LTD.,
A-15, Pamposh Enclave, G.K. 1
New Delhi 110048
Phone : 011 - 26442050

CLIENTS:
INDIAN INSTITUTE OF SCIENCE EDUCATION & RESEARCH (ISER) TIRUPATI
Permanent Campus: Jagannath, Yerpudu - Kalahasti Main Road, Tirupati, A.P.
Transit Campus: Sree Rama Engineering College Building, Karakambadi Road, Mangalam, Tirupati, A.P. 517507

Architect's Signature _____ Client's Signature _____

Job Title
ISER TIRUPATI CAMPUS

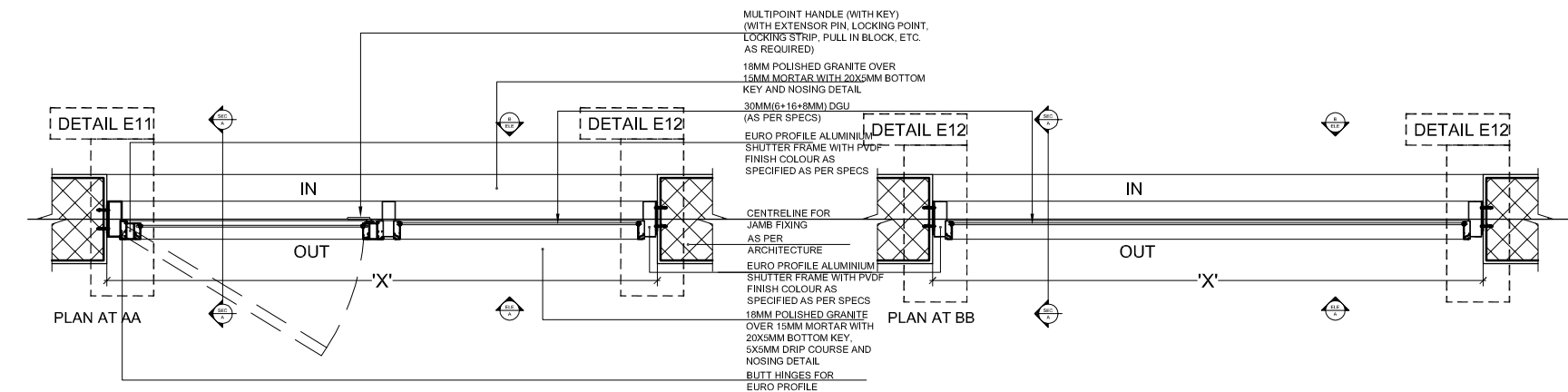
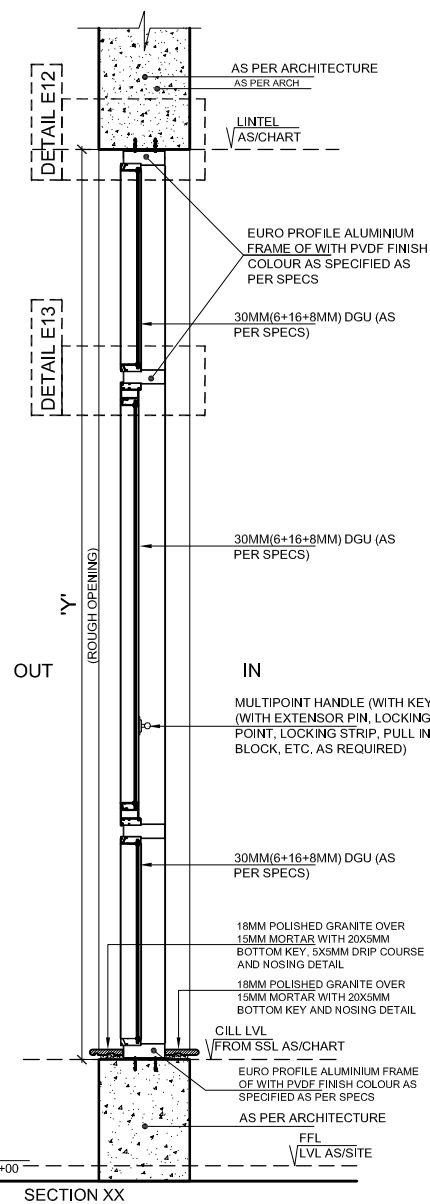
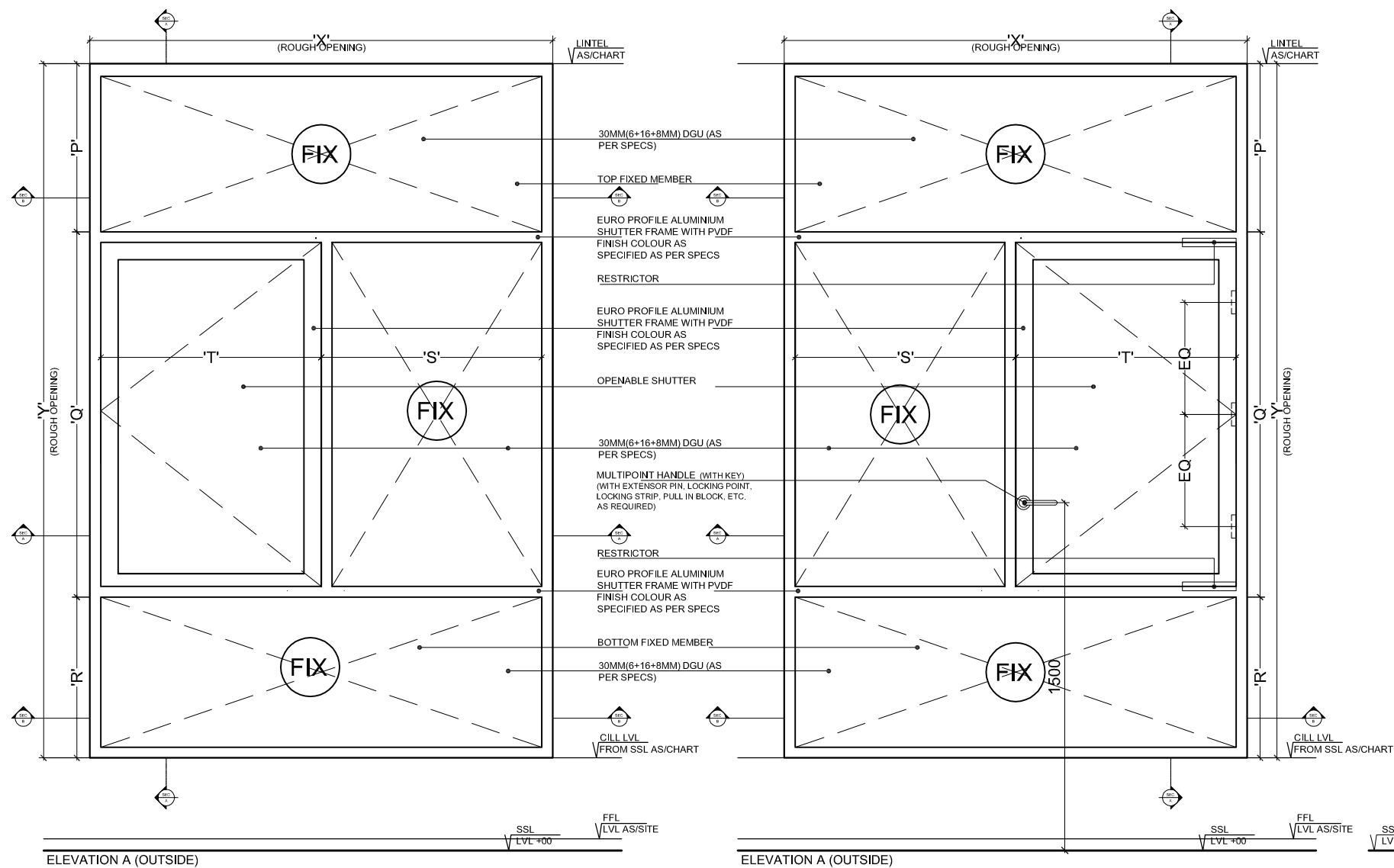
Drawing Title
**TYPICAL ALU WINDOWS AND
HARDWARE DETAIL FOR WINDOW
TYPE W12 AND VARIATIONS**

Document Release Type
TENDER

Scale AS PER DRAWING	Drawing No. TYP-AR-1110-W12
Drawn by 04.01.2019 AS	Revision No. R0
Checked by VB	

AUTHORITY:

--	--	--



TYPICAL WINDOW: W14
ALU WIN - SINGLE LEAF + FIXED - 30
DGU - PVDF

NOTES

- Dimensions are not to be scaled.
- All Dimensions are in Millimeters unless stated otherwise.
- All Levels are in Millimeters and relate to Datum level.
- The contractor shall verify all dimensions, details, specifications & site conditions & shall report any error, omission and/or anomaly to the Campus Designer before commencement of work.
- For construction purposes, the dimensions shall not be measured directly of the drawings. The drawings shall not be used for construction until they are issued for construction.
- These drawings are to be read in co-ordination with HVAC, Electrical, Plumbing drawings & all relevant sections of specifications..
- All shop drawings should be provided to the Designer for approval.

NOTE:
ALL PLANS IN THE DRAWING ARE GENERAL PLANS FOR DETAIL PURPOSES ONLY. PLEASE REFER THE ARCHITECTURAL PLANS AND LAYOUTS FOR INDIVIDUAL BUILDINGS.

REFER WINDOW CONCRETE CILL DETAILS
REFER DOOR THRESHOLD DETAILS

ISSUES		
DATE	REVISION	DESCRIPTION

1. SHUTTERING DRAWING TO BE PROVIDED TO THE CAMPUS DESIGNER FOR APPROVAL.
2. VENDORS TO PROVIDE SHOP DRAWINGS FOR THE APPROVAL FROM THE CAMPUS DESIGNER

ARCHITECTS:
ARCO ASSOCIATES PVT. LTD.,
A-15, Pamposh Enclave, G.K. 1
New Delhi 110048
Phone : 011-26442050

CLIENTS:
INDIAN INSTITUTE OF SCIENCE EDUCATION & RESEARCH (ISER) TIRUPATI
Permanent Campus: Jagannall, Yerpudu - Kalahasti Mah Road, Tirupati, A.P.
Transit Campus: Sree Rama Engineering College Building, Karakambadi Road, Mangalam, Tirupati, A.P. 517507

Architect's Signature _____ Client's Signature _____

Job Title
ISER TIRUPATI CAMPUS

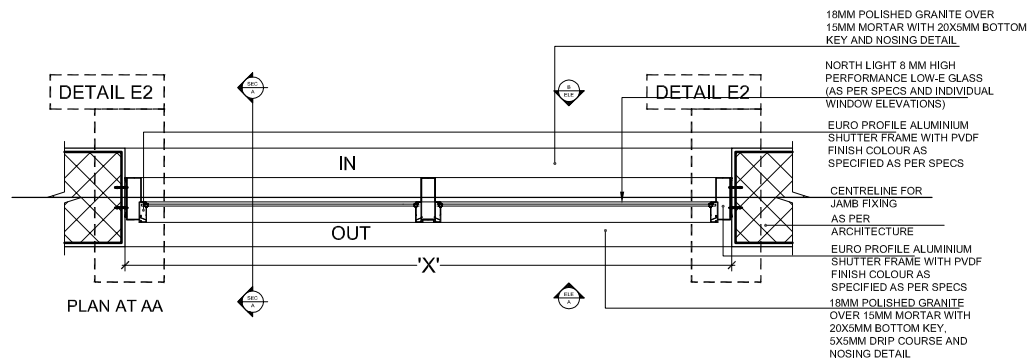
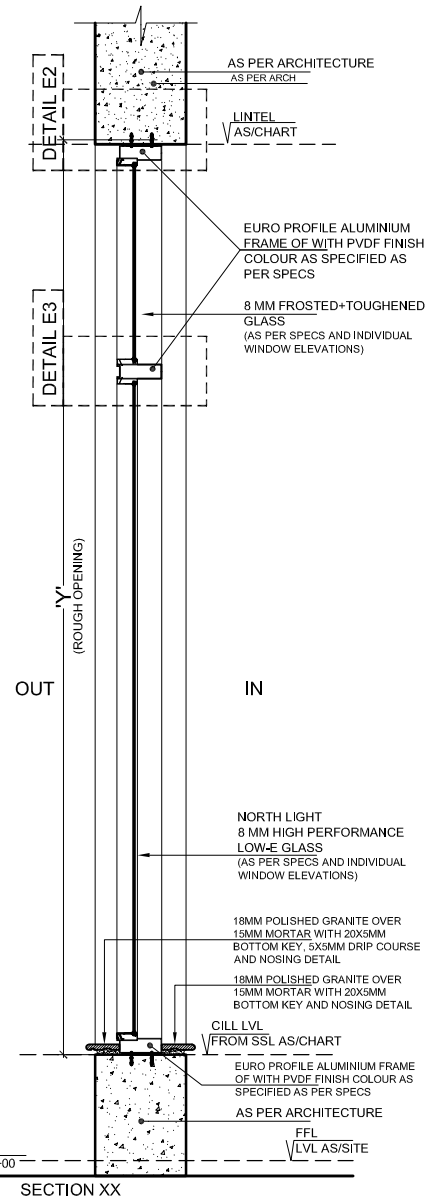
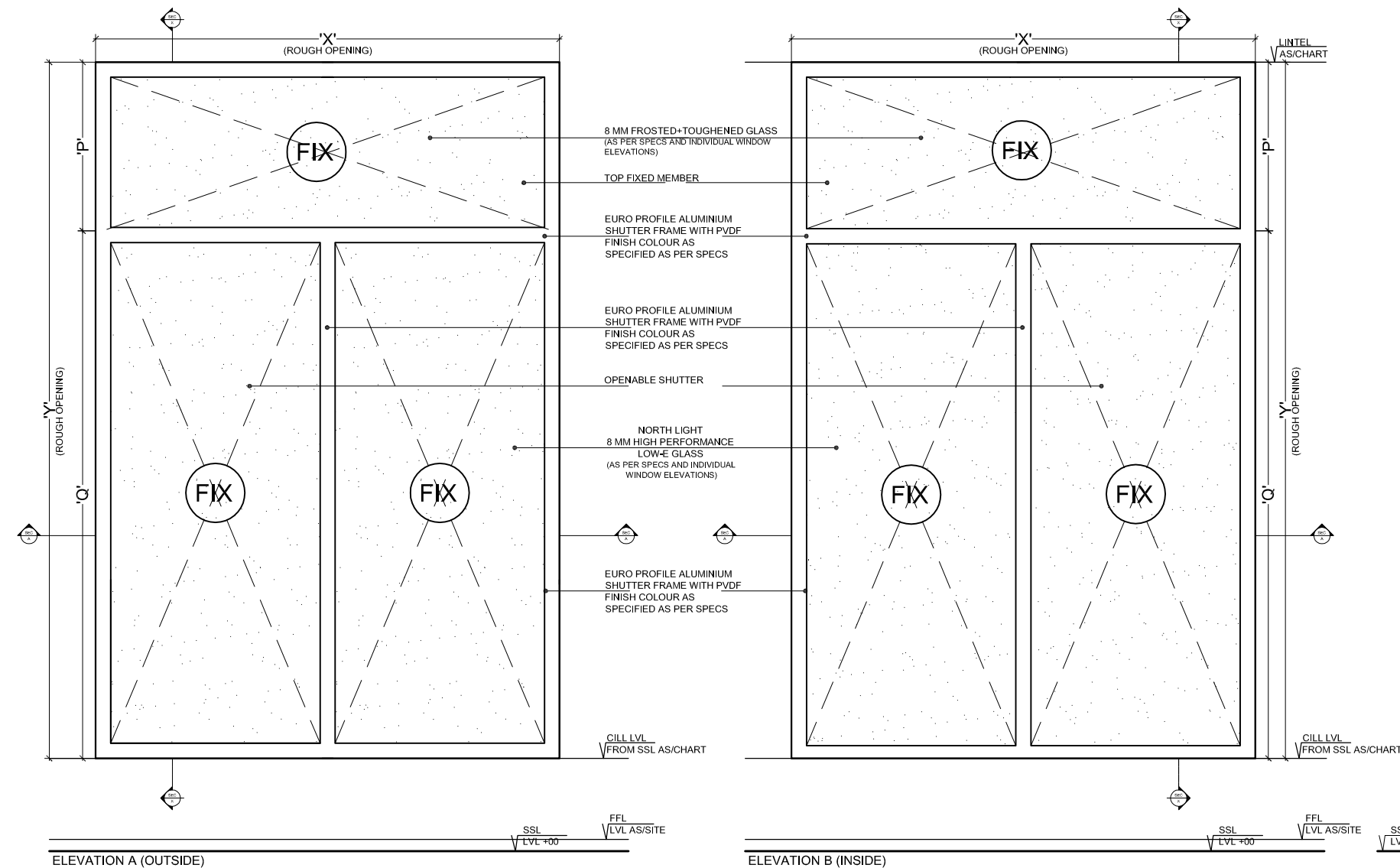
Drawing Title
**TYPICAL ALU WINDOWS AND
HARDWARE DETAIL FOR WINDOW
TYPE W14 AND VARIATIONS**

Document Release Type
TENDER

Scale AS PER DRAWING	Drawing No. TYP-AR-1112-W14
04.01.2019 Drawn by AS	Revision No. R0
Checked by VB	

AUTHORITY:

--	--	--



TYPICAL WINDOW: W15
NORTH LIGHT ALU WIN - FIXED - 8 MM
FROSTED + TOUGHENED+ LOW E
GLASS - PVDF

NOTES

- Dimensions are not to be scaled.
- All Dimensions are in Millimeters unless stated otherwise.
- All Levels are in Millimeters and relate to Datum level.
- The contractor shall verify all dimensions, details, specifications & site conditions & shall report any error, omission and/or anomaly to the Campus Designer before commencement of work.
- For construction purposes, the dimensions shall not be measured directly of the drawings. The drawings shall not be used for construction until they are issued for construction.
- These drawings are to be read in co-ordination with HVAC, Electrical, Plumbing drawings & all relevant sections of specifications..
- All shop drawings should be provided to the Designer for approval.

NOTE:

ALL PLANS IN THE DRAWING ARE GENERAL PLANS FOR DETAIL PURPOSES ONLY. PLEASE REFER THE ARCHITECTURAL PLANS AND LAYOUTS FOR INDIVIDUAL BUILDINGS.

REFER WINDOW CONCRETE CILL DETAILS
REFER DOOR THRESHOLD DETAILS

ISSUES		
DATE	REVISION	DESCRIPTION

1. SHUTTERING DRAWING TO BE PROVIDED TO THE CAMPUS DESIGNER FOR APPROVAL.
2. VENDORS TO PROVIDE SHOP DRAWINGS FOR THE APPROVAL FROM THE CAMPUS DESIGNER

ARCHITECTS:
ARCP ASSOCIATES PVT. LTD.
A-15, Pamposh Enclave, G.K. 1
New Delhi 110048
Phone : 011 - 26442050

CLIENTS:
INDIAN INSTITUTE OF SCIENCE EDUCATION & RESEARCH (ISER) TIRUPATI
Permanent Campus: Jagannall, Yerpedu - Kalahasti Mah Road, Tirupati, A.P.
Transit Campus: Sree Rama Engineering College Building, Karakambadi Road, Mangalam, Tirupati, A.P. 517507

Architect's Signature Client's Signature

Job Title
ISER TIRUPATI CAMPUS

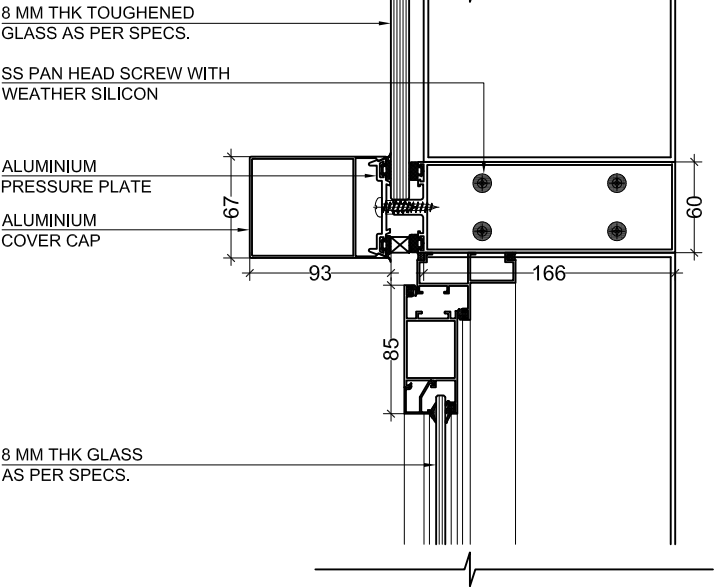
Drawing Title
**TYPICAL ALU WINDOWS AND
HARDWARE DETAIL FOR WINDOW
TYPE W15 AND VARIATIONS**

Document Release Type
TENDER

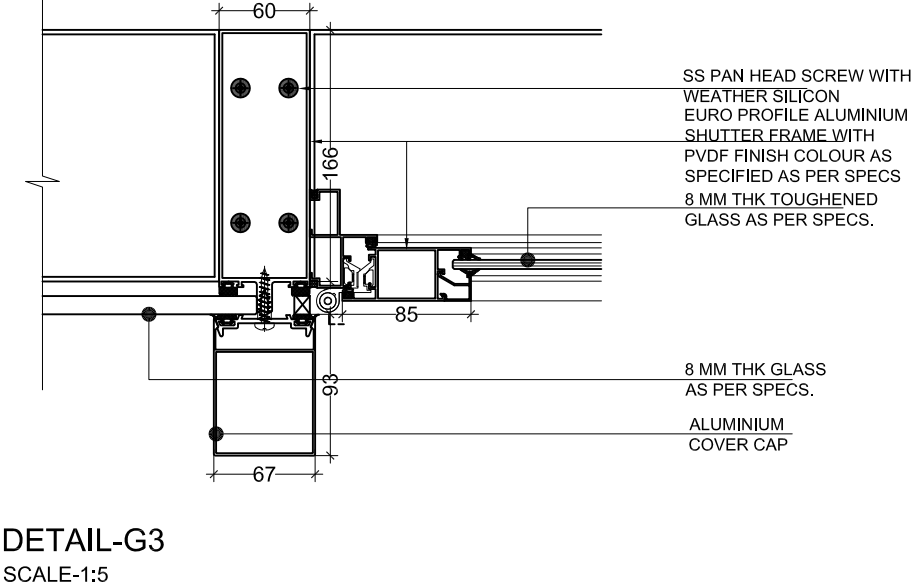
Scale AS PER DRAWING	Drawing No. TYP-AR-1113-W15
Drawn by 04.01.2019 AS	Revision No. R0
Checked by VB	

AUTHORITY:

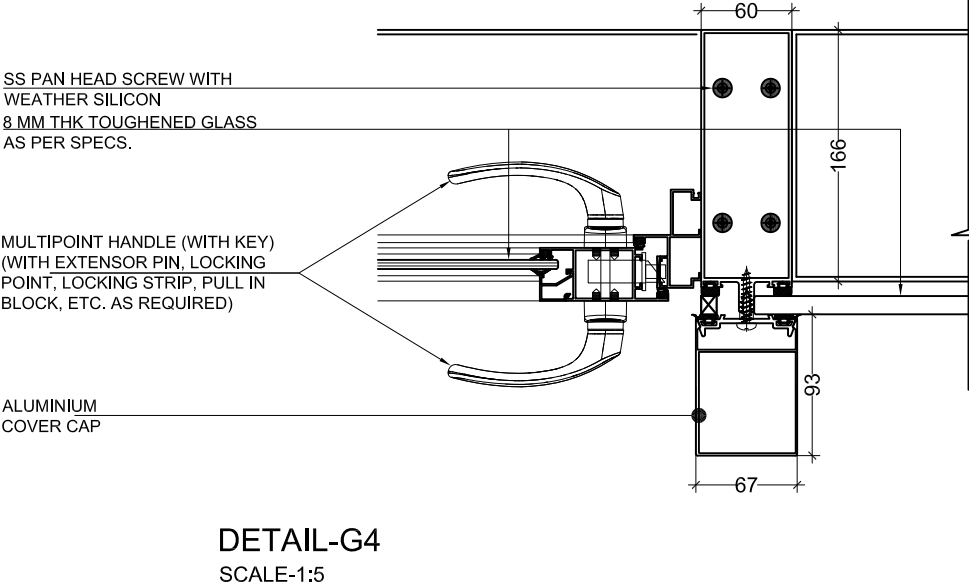
FOR 8MM TOUGHENED GLASS



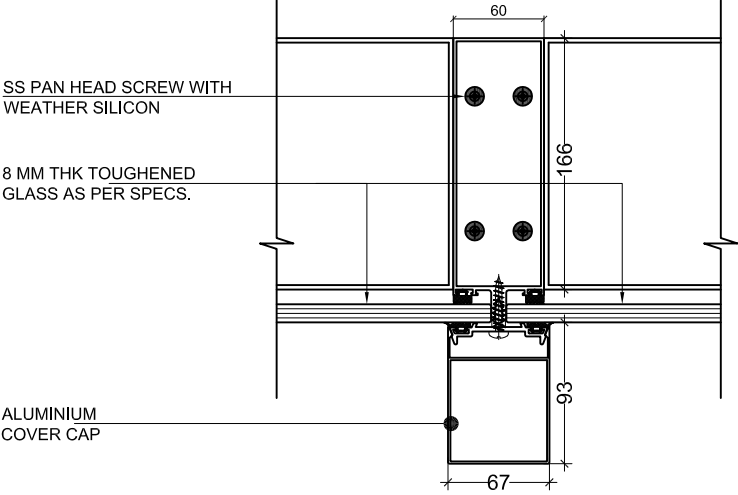
DETAIL-G1
SCALE-1:5



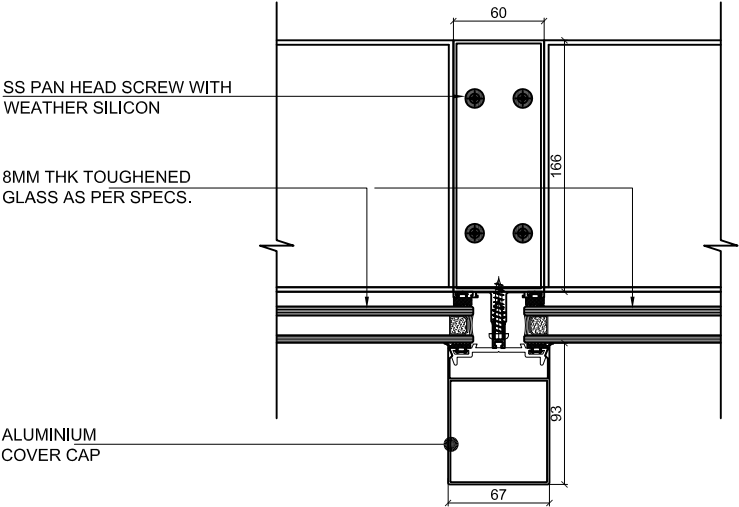
DETAIL-G3
SCALE-1:5



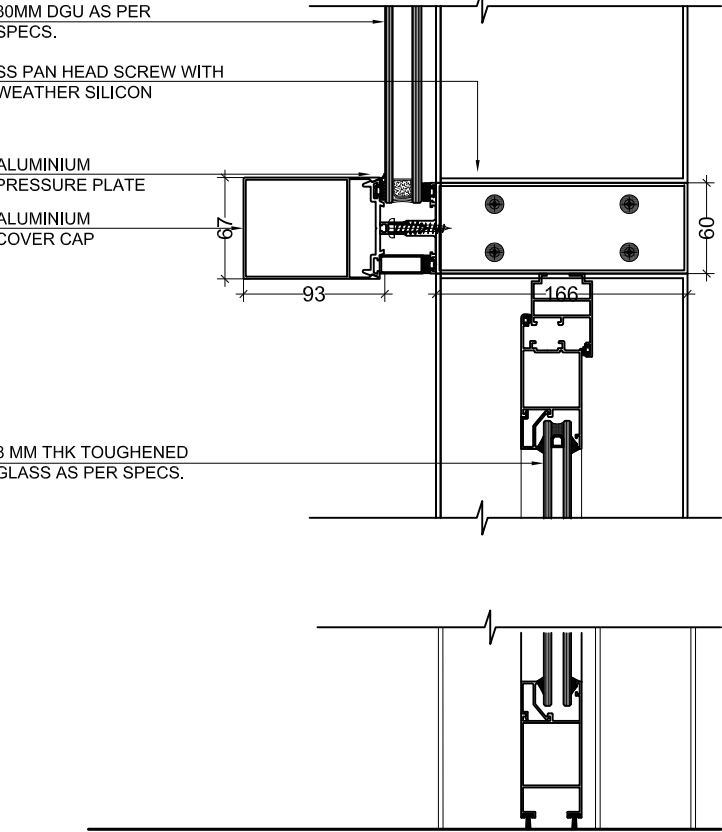
DETAIL-G4
SCALE-1:5



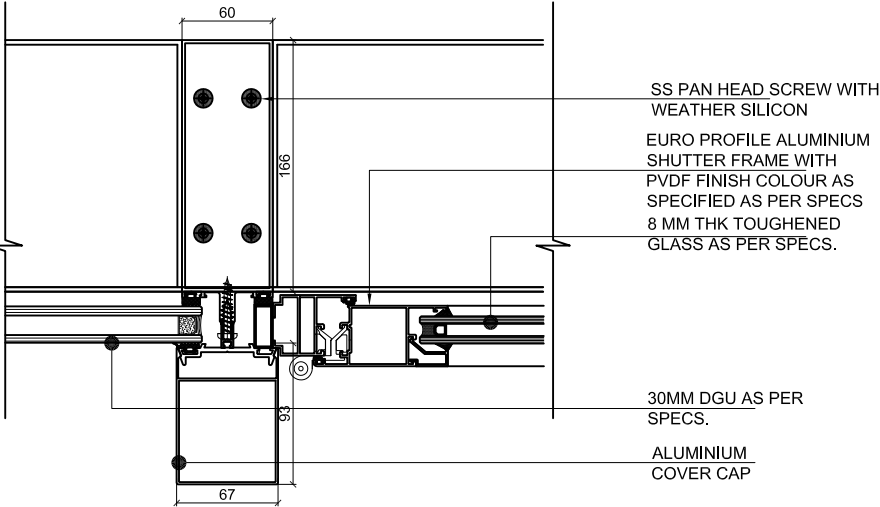
DETAIL-G2
SCALE-1:5



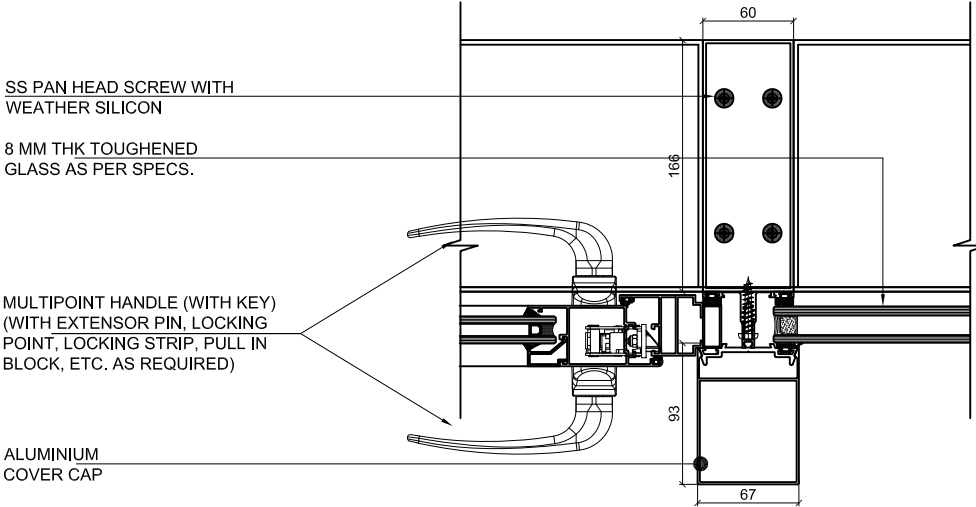
DETAIL-G6
SCALE-1:5



DETAIL-G5
SCALE-1:5



DETAIL-G7
SCALE-1:5



DETAIL-G8
SCALE-1:5

- NOTES
- Dimensions are not to be scaled.
 - All Dimensions are in Millimeters unless stated otherwise.
 - All Levels are in Millimeters and relate to Datum level.
 - The contractor shall verify all dimensions, details, specifications & site conditions & shall report any error, omission and/or anomaly to the Campus Designer before commencement of work.
 - For construction purposes, the dimensions shall not be measured directly of the drawings. The drawings shall not be used for construction until they are issued for construction.
 - These drawings are to be read in co-ordination with HVAC, Electrical, Plumbing drawings & all relevant sections of specifications.
 - All shop drawings should be provided to the Designer for approval.

NOTE:
ALL PLANS IN THE DRAWING ARE GENERAL PLANS FOR DETAIL PURPOSES ONLY. PLEASE REFER THE ARCHITECTURAL PLANS AND LAYOUTS FOR INDIVIDUAL BUILDINGS.

REFER WINDOW CONCRETE CILL DETAILS
REFER DOOR THRESHOLD DETAILS

ISSUES		
DATE	REVISION	DESCRIPTION

1. SHUTTERING DRAWING TO BE PROVIDED TO THE CAMPUS DESIGNER FOR APPROVAL.
2. VENDORS TO PROVIDE SHOP DRAWINGS FOR THE APPROVAL FROM THE CAMPUS DESIGNER

CLIENTS:
INDIAN INSTITUTE OF SCIENCE EDUCATION & RESEARCH (IISER) TIRUPATI
Permanent Campus, Jagampalli, Yerpudu - Kaleshaali Main Road, Tirupati, A.P.
Transit Campus; Sree Rama Engineering College Building, Karakambadi Road, Mangalam, Tirupati, A.P. 517507

ARCHITECTS:
ARCOP ASSOCIATES PVT. LTD.
A-15, Pampoothi Enclave, G.K. 1
New Delhi 110048
Phone : 011 - 26442050

Architect's Signature Client's Signature

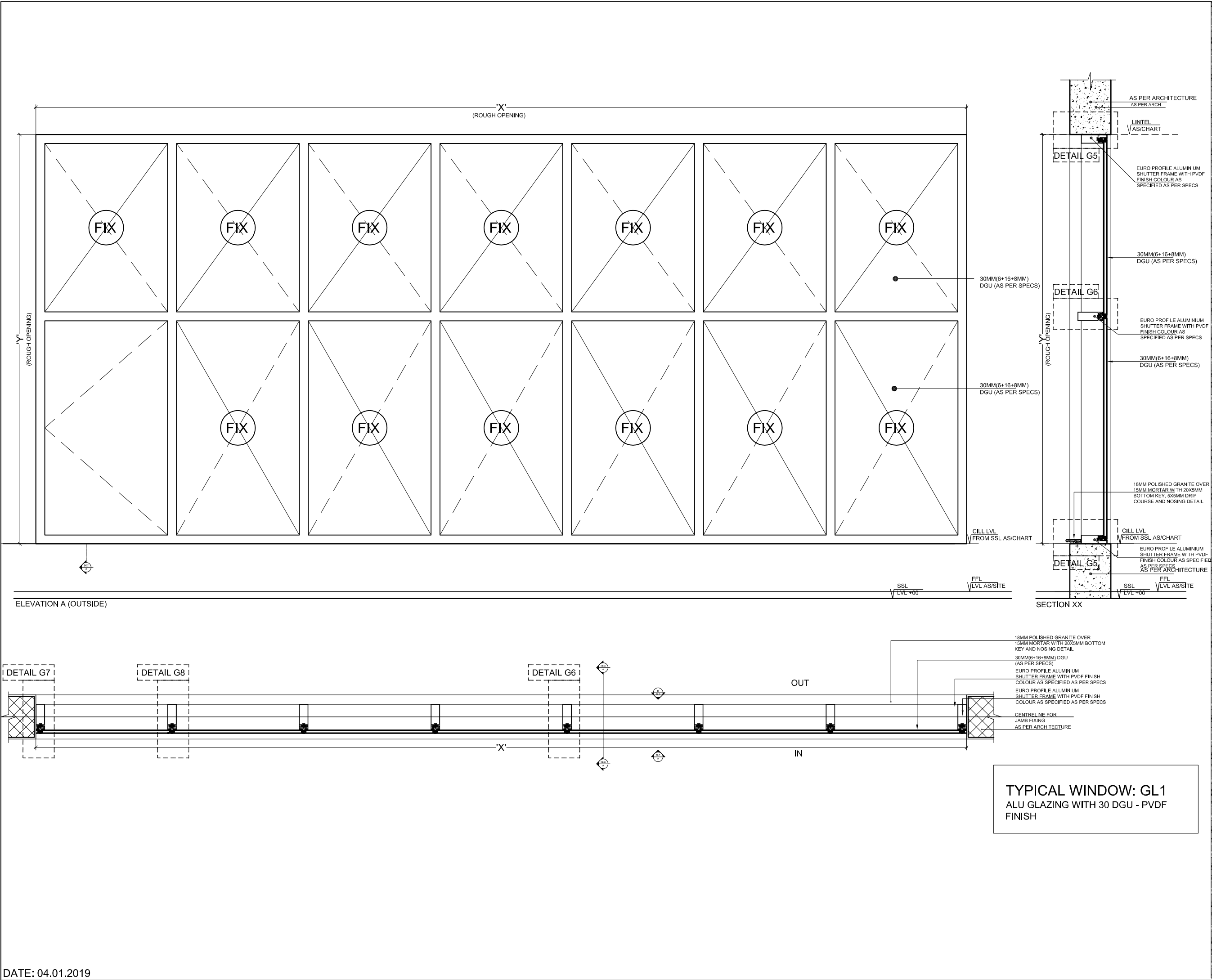
Job Title
IISER TIRUPATI CAMPUS

Drawing Title
GLAZING DETAIL FOR SINGLE FLOOR HEIGHT

Document Release Type
TENDER

Scale AS PER DRAWING	Drawing No. TYP-AR-1300
Drawn by 04.01.2019 AS	Revision No. R0
Checked by VB	

AUTHORITY:



NOTES

- Dimensions are not to be scaled.
- All Dimensions are in Millimeters unless stated otherwise.
- All Levels are in Millimeters and relate to Datum level.
- The contractor shall verify all dimensions, details, specifications & site conditions & shall report any error, omission and/or anomaly to the Campus Designer before commencement of work.
- For construction purposes, the dimensions shall not be measured directly of the drawings. The drawings shall not be used for construction until they are issued for construction.
- These drawings are to be read in co-ordination with HVAC, Electrical, Plumbing drawings & all relevant sections of specifications..
- All shop drawings should be provided to the Designer for approval.

NOTE:

ALL PLANS IN THE DRAWING ARE GENERAL PLANS FOR DETAIL PURPOSES ONLY. PLEASE REFER THE ARCHITECTURAL PLANS AND LAYOUTS FOR INDIVIDUAL BUILDINGS.

REFER WINDOW CONCRETE CILL DETAILS
REFER DOOR THRESHOLD DETAILS

ISSUES		
DATE	REVISION	DESCRIPTION

1. SHUTTERING DRAWING TO BE PROVIDED TO THE CAMPUS DESIGNER FOR APPROVAL.
2. VENDORS TO PROVIDE SHOP DRAWINGS FOR THE APPROVAL FROM THE CAMPUS DESIGNER

ARCHITECTS:
ARCOP ASSOCIATES PVT. LTD.,
A-15, Pamposh Enclave, G.K. 1
New Delhi 110048
Phone : 011 - 26442050

CLIENTS:
INDIAN INSTITUTE OF SCIENCE EDUCATION & RESEARCH (ISER) TIRUPATI
Permanent Campus: Jagannpalli, Yerpedu - Kalahasti Mah Road, Tirupati, A.P.
Transit Campus: Sree Rama Engineering College Building, Karakambadi Road, Mangalam, Tirupati, A.P. 517507

Architect's Signature Client's Signature

Job Title
ISER TIRUPATI CAMPUS

Drawing Title
**TYPICAL GLAZING AND HARDWARE
DETAIL FOR GLAZING TYPE GL1
AND VARIATIONS**

Document Release Type
TENDER

Scale AS PER DRAWING	Drawing No.
04.01.2019	TYP-AR-1301-GL1
Drawn by AS	Revision No.
Checked by VB	R0

AUTHORITY: